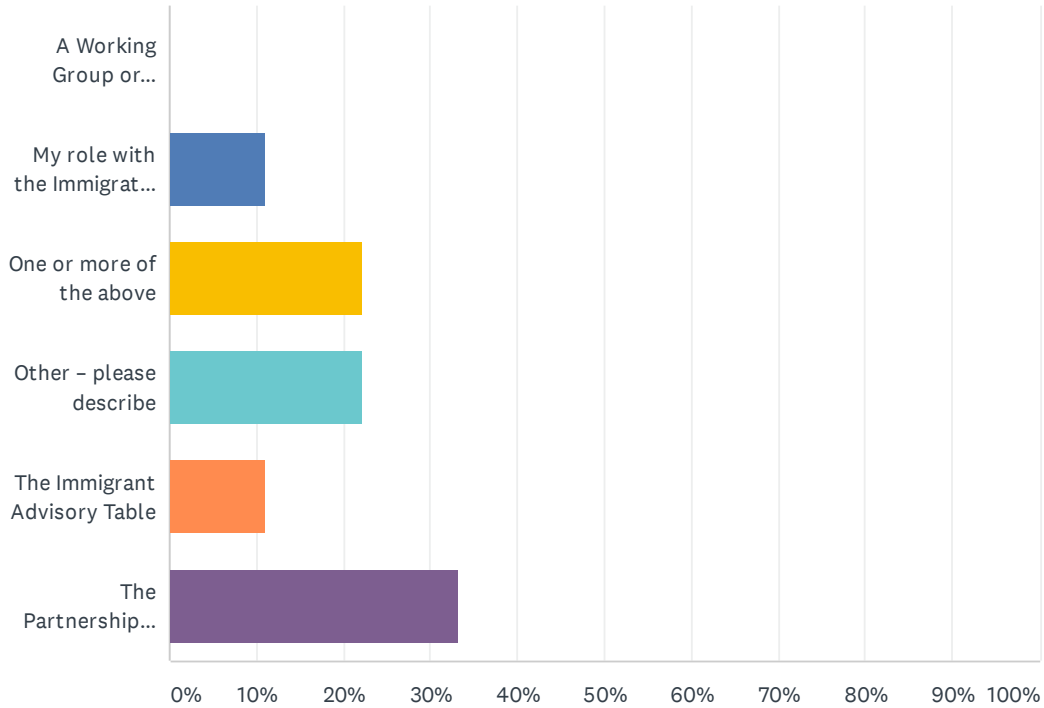


### Q1 Please circle the answer that best applies.

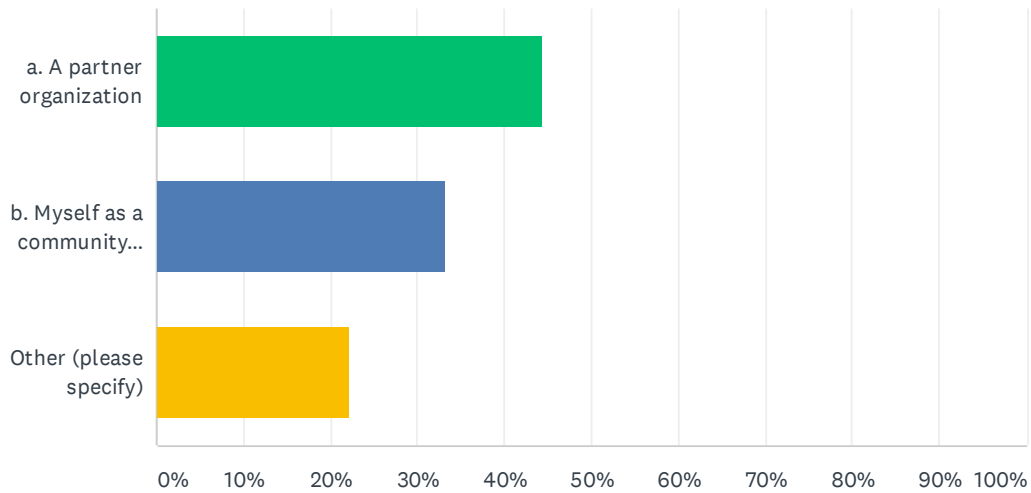
Answered: 9 Skipped: 0



ANSWER CHOICES	RESPONSES	
A Working Group or Committee	0.00%	0
My role with the Immigration Partnership is as a member of:	11.11%	1
One or more of the above	22.22%	2
Other – please describe	22.22%	2
The Immigrant Advisory Table	11.11%	1
The Partnership Council	33.33%	3
<b>TOTAL</b>		<b>9</b>

## Q2 In my work with the Immigration Partnership, I represent and speak for:

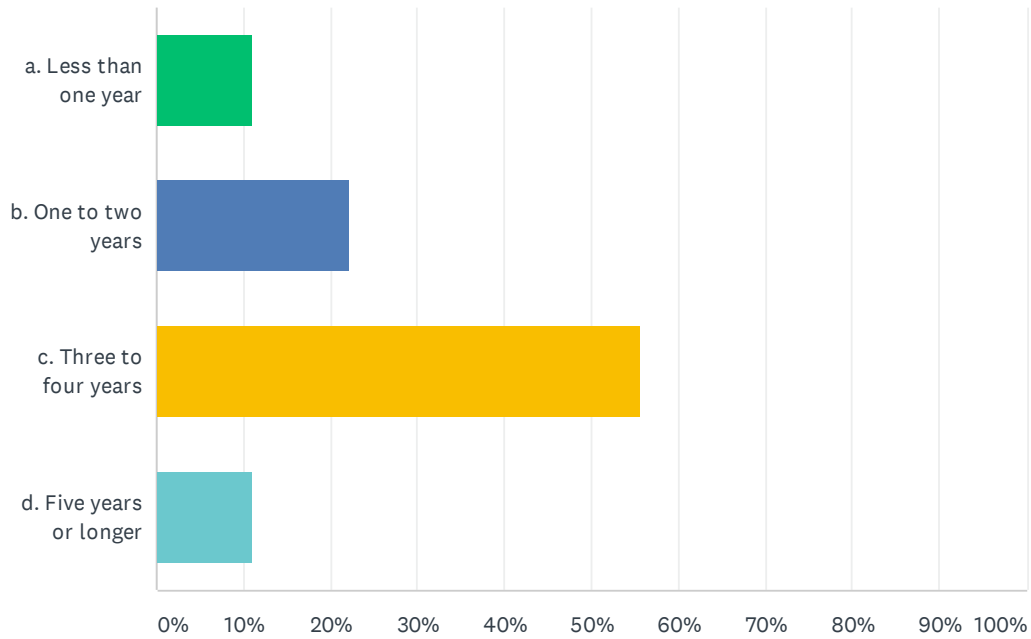
Answered: 9 Skipped: 0



ANSWER CHOICES	RESPONSES	
a. A partner organization	44.44%	4
b. Myself as a community member	33.33%	3
Other (please specify)	22.22%	2
<b>TOTAL</b>		<b>9</b>

### Q3 I have been involved with the immigration Partnership for?

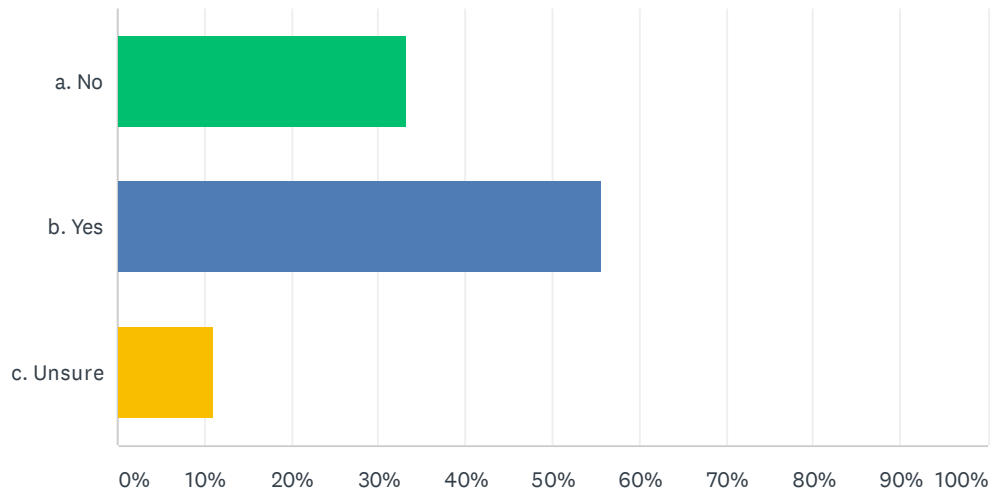
Answered: 9 Skipped: 0



ANSWER CHOICES	RESPONSES
a. Less than one year	11.11% 1
b. One to two years	22.22% 2
c. Three to four years	55.56% 5
d. Five years or longer	11.11% 1
<b>TOTAL</b>	<b>9</b>

## Q4 Do you believe it is important to have an Immigration Partnership in our community

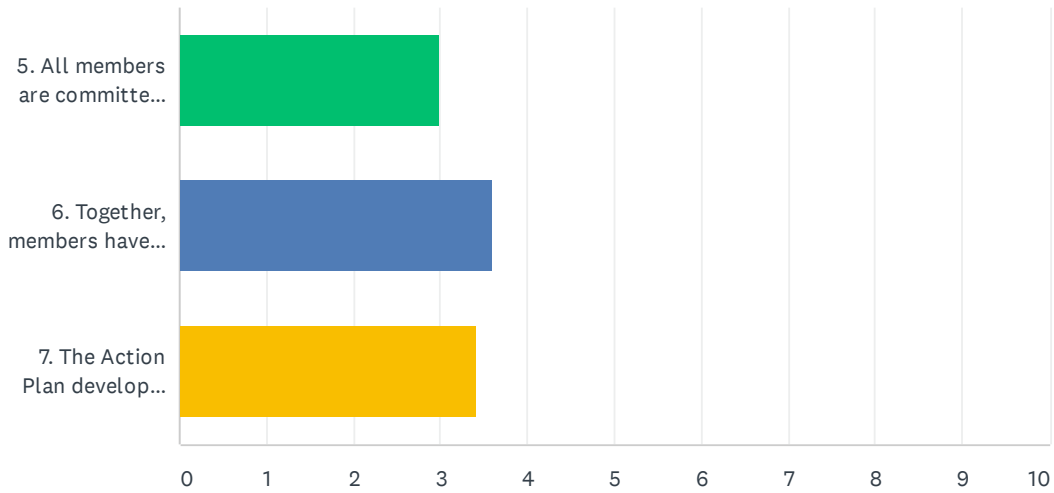
Answered: 9 Skipped: 0



ANSWER CHOICES	RESPONSES	
a. No	33.33%	3
b. Yes	55.56%	5
c. Unsure	11.11%	1
TOTAL		9

### Q5 B. Purpose

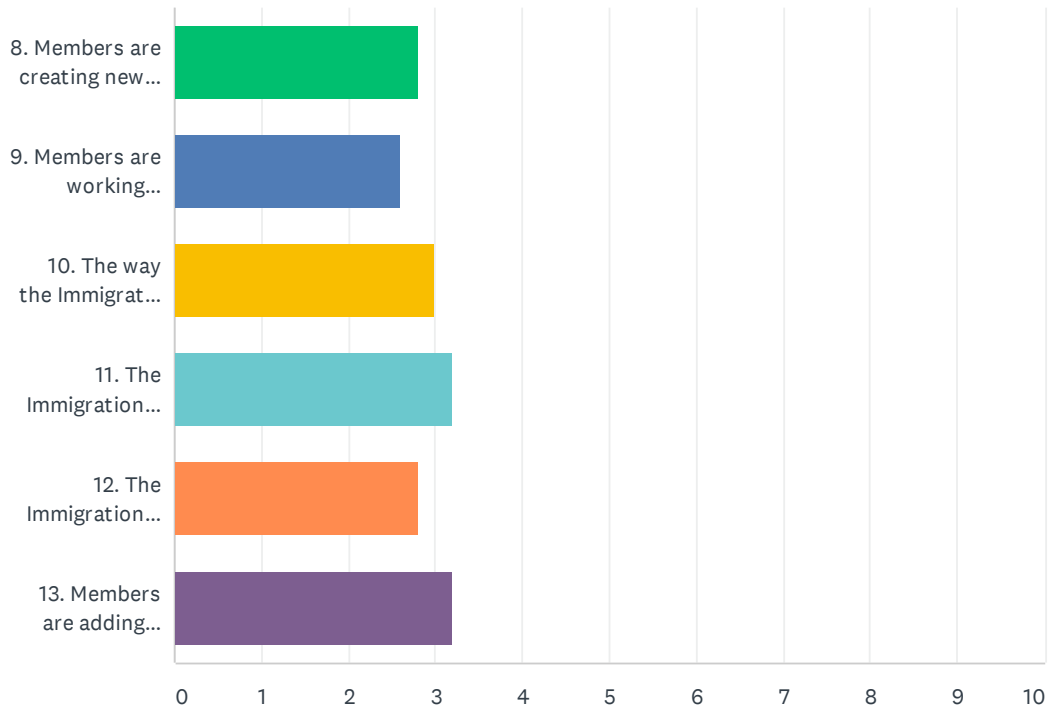
Answered: 5 Skipped: 4



	STRONGLY DISAGREE	DISAGREE	UNSURE	AGREE	STRONGLY AGREE	N/A	TOTAL	WEIGHTED AVERAGE
5. All members are committed to the mission of our Immigration Partnership.	20.00% 1	0.00% 0	40.00% 2	40.00% 2	0.00% 0	0.00% 0	5	3.00
6. Together, members have identified strategic goals and objectives for the Immigration Partnership	20.00% 1	0.00% 0	0.00% 0	60.00% 3	20.00% 1	0.00% 0	5	3.60
7. The Action Plan developed by members reflects the Immigration Partnership's strategic goals.	20.00% 1	0.00% 0	20.00% 1	40.00% 2	20.00% 1	0.00% 0	5	3.40

### Q6 C. Performance

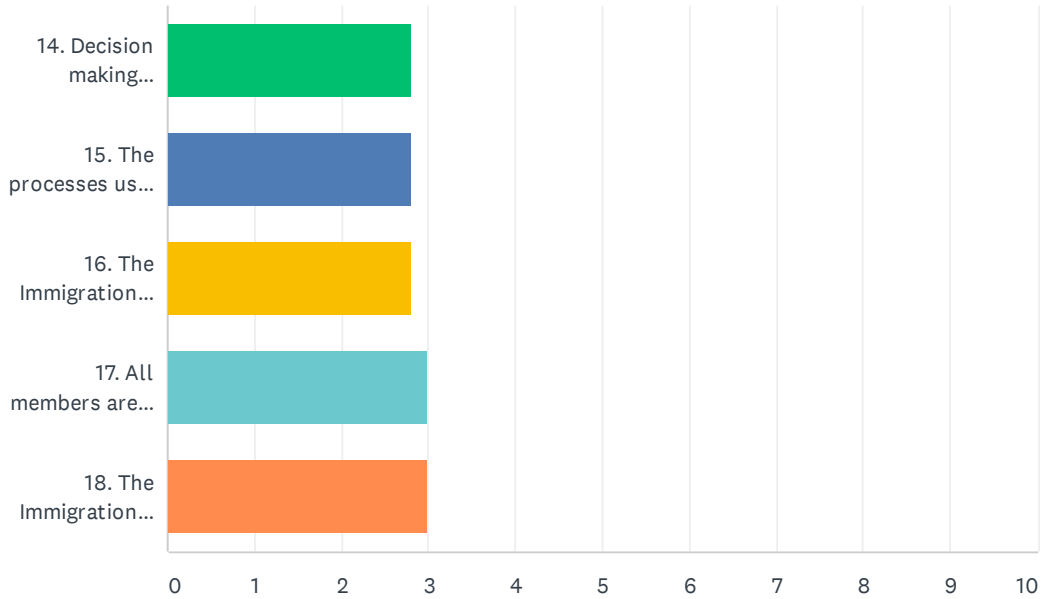
Answered: 5 Skipped: 4



	STRONGLY DISAGREE	DISAGREE	UNSURE	AGREE	STRONGLY AGREE	N/A	TOTAL	WEIGHTED AVERAGE
8. Members are creating new knowledge or insights together.	40.00% 2	0.00% 0	20.00% 1	20.00% 1	20.00% 1	0.00% 0	5	2.80
9. Members are working together to advance the Immigration Partnership's goals.	40.00% 2	0.00% 0	20.00% 1	40.00% 2	0.00% 0	0.00% 0	5	2.60
10. The way the Immigration Partnership's staff communicates with members builds support for its work.	40.00% 2	0.00% 0	0.00% 0	40.00% 2	20.00% 1	0.00% 0	5	3.00
11. The Immigration Partnership is meeting the goals and objectives in its Strategic Plan.	20.00% 1	20.00% 1	0.00% 0	40.00% 2	20.00% 1	0.00% 0	5	3.20
12. The Immigration Partnership is creating value for the members it serves.	40.00% 2	0.00% 0	20.00% 1	20.00% 1	20.00% 1	0.00% 0	5	2.80
13. Members are adding value to each other's work.	20.00% 1	0.00% 0	40.00% 2	20.00% 1	20.00% 1	0.00% 0	5	3.20

### Q7 D. Operations

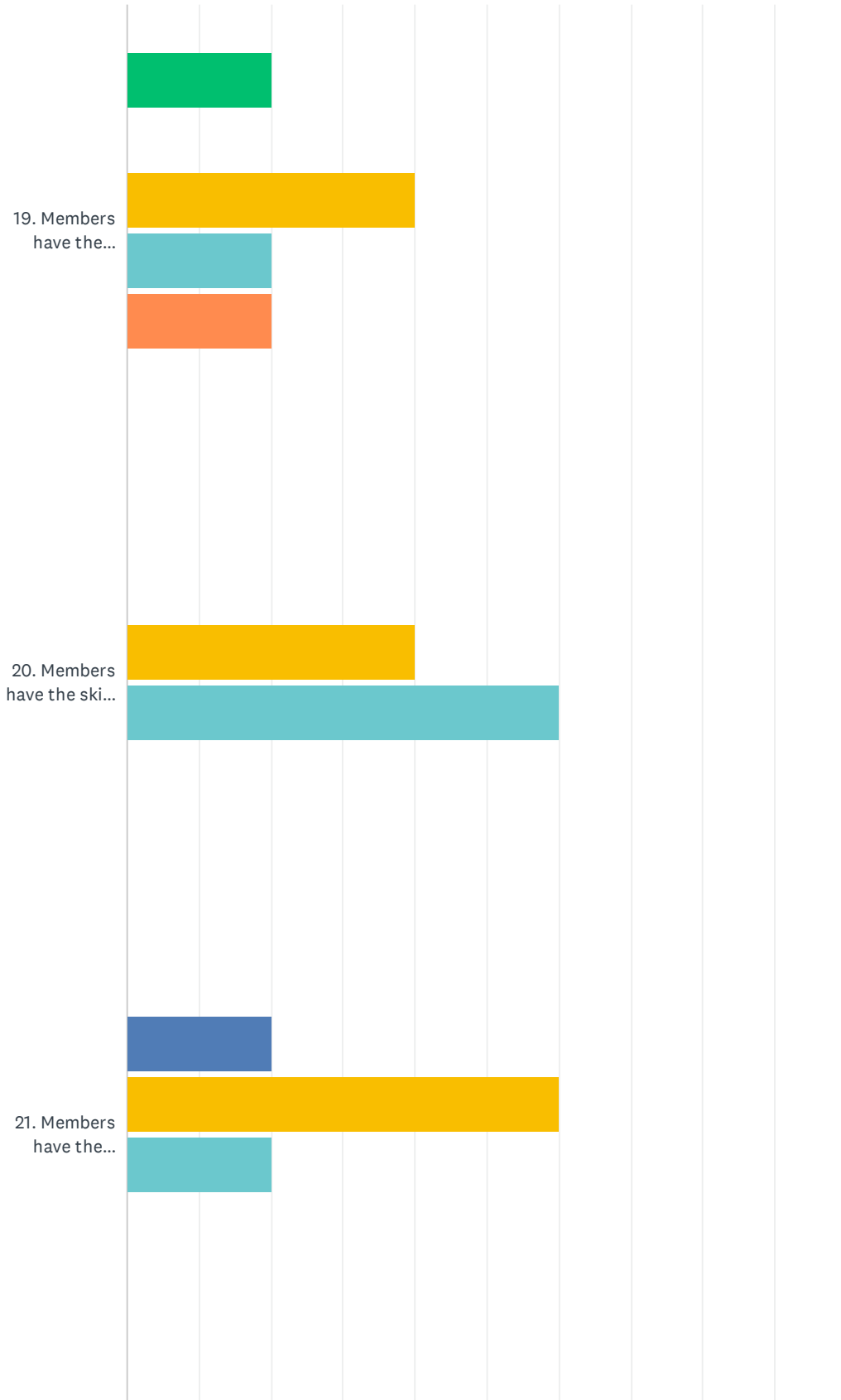
Answered: 5 Skipped: 4



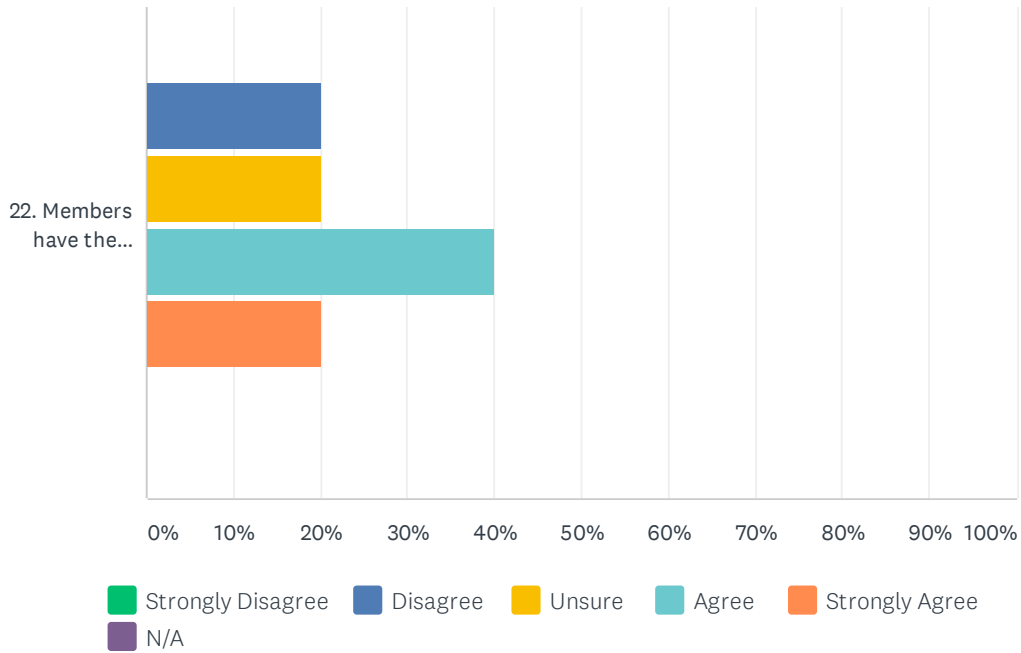
	STRONGLY DISAGREE	DISAGREE	UNSURE	AGREE	STRONGLY AGREE	N/A	TOTAL	WEIGHTED AVERAGE
14. Decision making processes encourage members to contribute and collaborate.	20.00% 1	20.00% 1	20.00% 1	40.00% 2	0.00% 0	0.00% 0	5	2.80
15. The processes used by the Immigration Partnership help members to agree on strategies and actions.	20.00% 1	20.00% 1	20.00% 1	40.00% 2	0.00% 0	0.00% 0	5	2.80
16. The Immigration Partnership deals with conflict in a positive way (e.g., clear, respectful, transparent, timely).	20.00% 1	20.00% 1	20.00% 1	40.00% 2	0.00% 0	0.00% 0	5	2.80
17. All members are contributing time and resources to the Immigration Partnership.	20.00% 1	0.00% 0	40.00% 2	40.00% 2	0.00% 0	0.00% 0	5	3.00
18. The Immigration Partnership uses its Terms of Reference to promote accountability.	20.00% 1	20.00% 1	20.00% 1	20.00% 1	20.00% 1	0.00% 0	5	3.00

### Q8 E. Member Capacity

Answered: 5 Skipped: 4



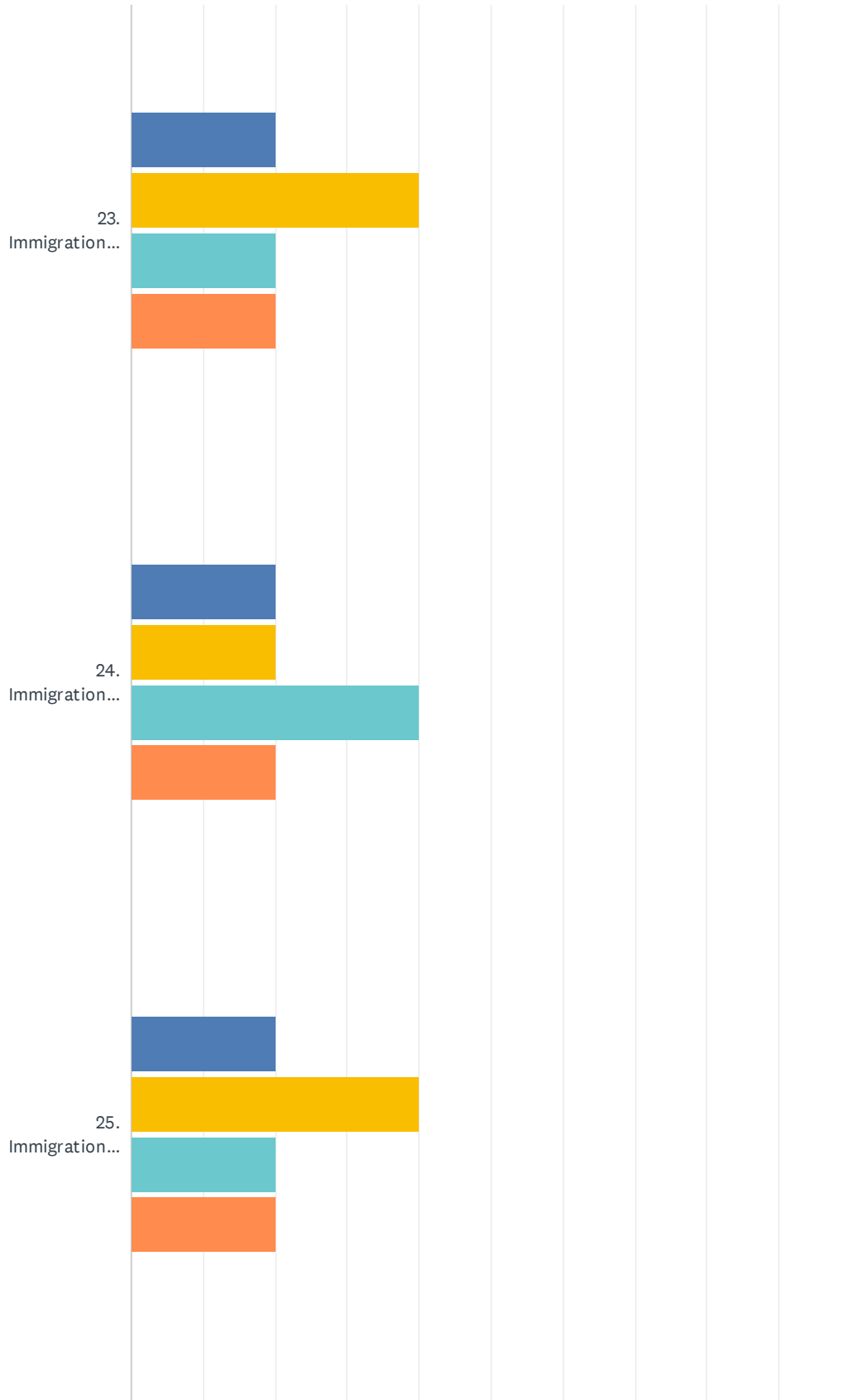


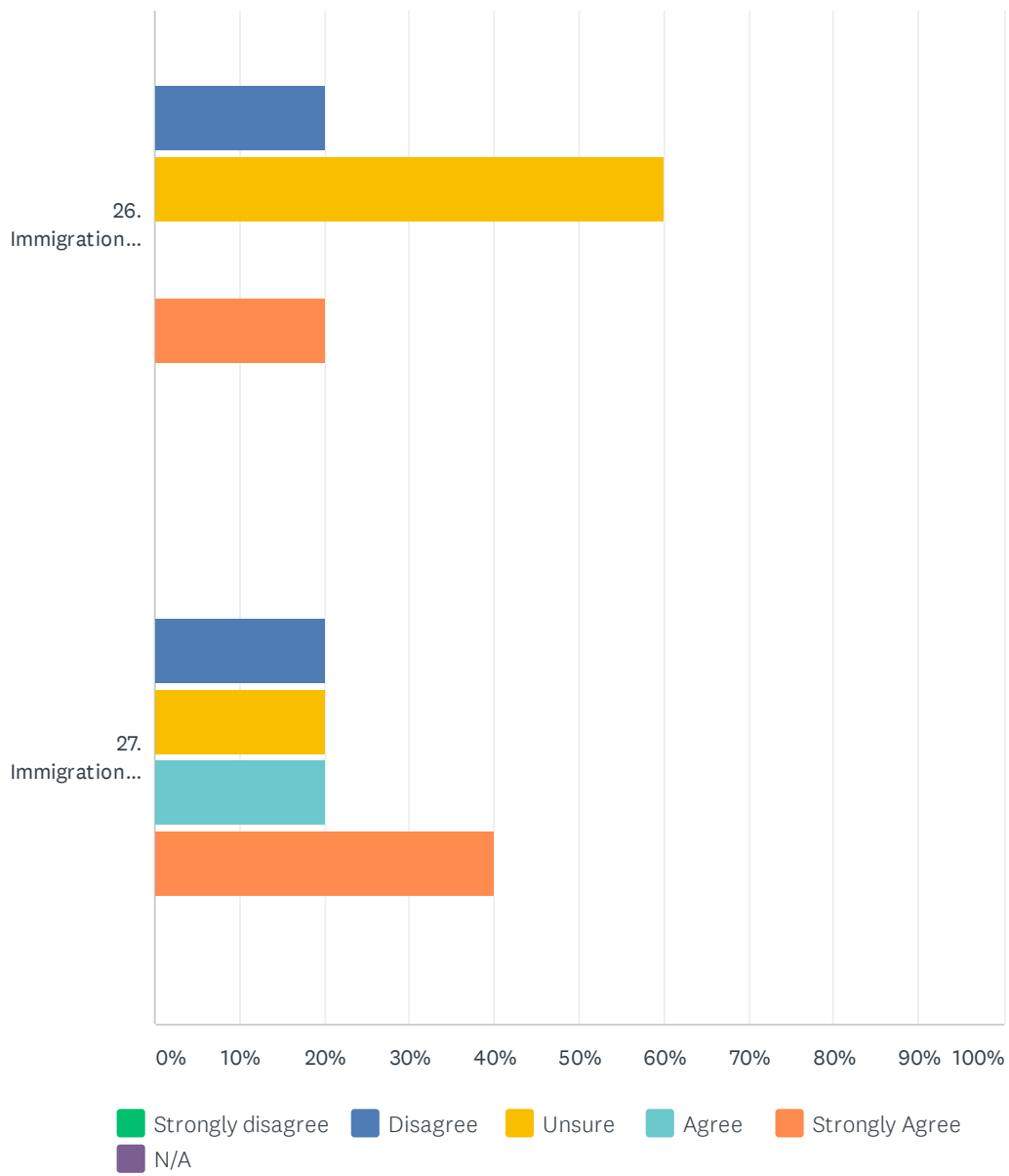


	STRONGLY DISAGREE	DISAGREE	UNSURE	AGREE	STRONGLY AGREE	N/A	TOTAL	WEIGHTED AVERAGE
19. Members have the knowledge they need to advance the Immigration Partnership's goals.	20.00% 1	0.00% 0	40.00% 2	20.00% 1	20.00% 1	0.00% 0	5	3.20
20. Members have the skills they need to advance the Immigration Partnership's goals.	0.00% 0	0.00% 0	40.00% 2	60.00% 3	0.00% 0	0.00% 0	5	3.60
21. Members have the material resources they need to advance the Immigration Partnership's goals.	0.00% 0	20.00% 1	60.00% 3	20.00% 1	0.00% 0	0.00% 0	5	3.00
22. Members have the connections they need to advance the Immigration Partnership's goals	0.00% 0	20.00% 1	20.00% 1	40.00% 2	20.00% 1	0.00% 0	5	3.60

# Q9 F.Staff Capacity

Answered: 5 Skipped: 4

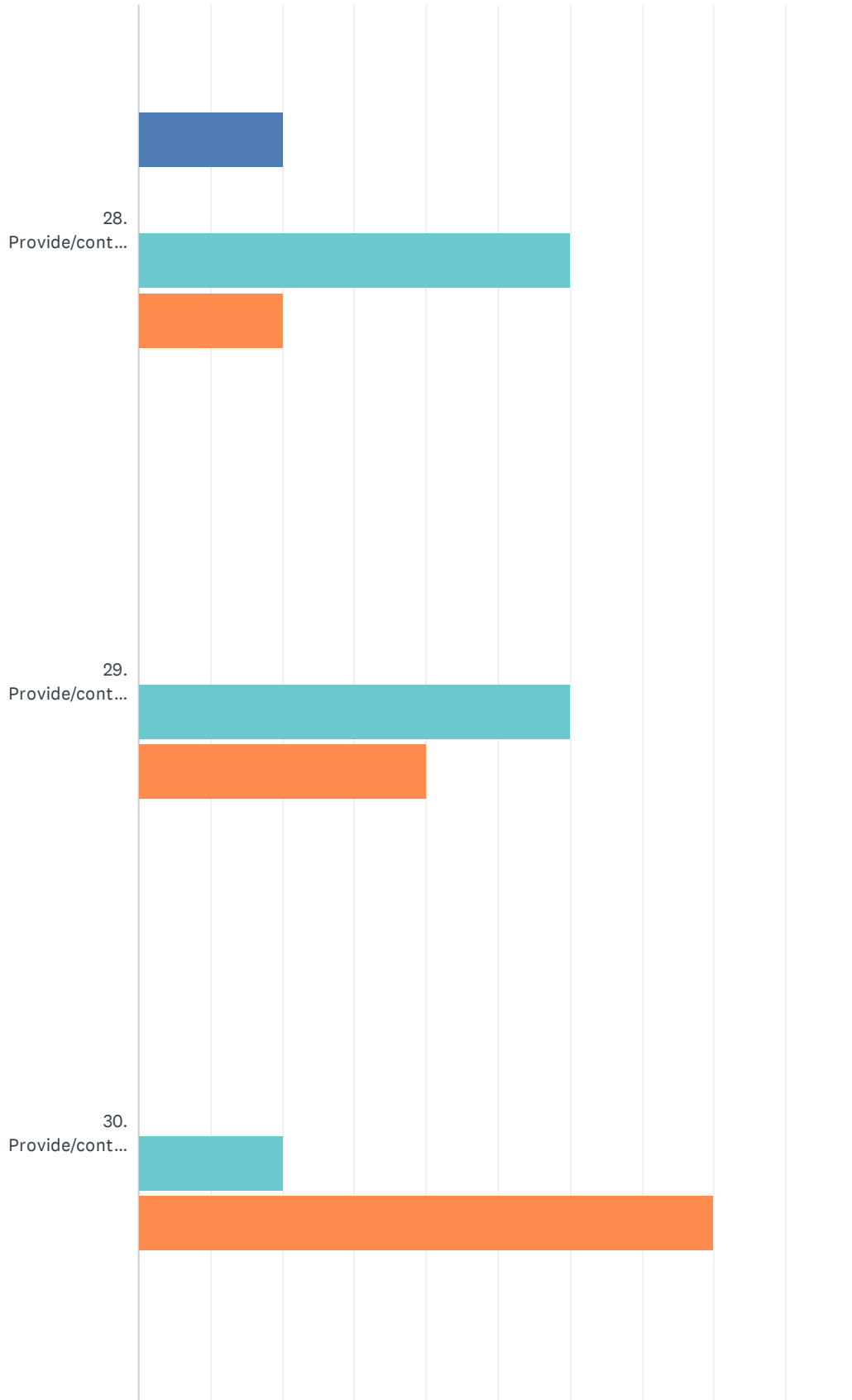


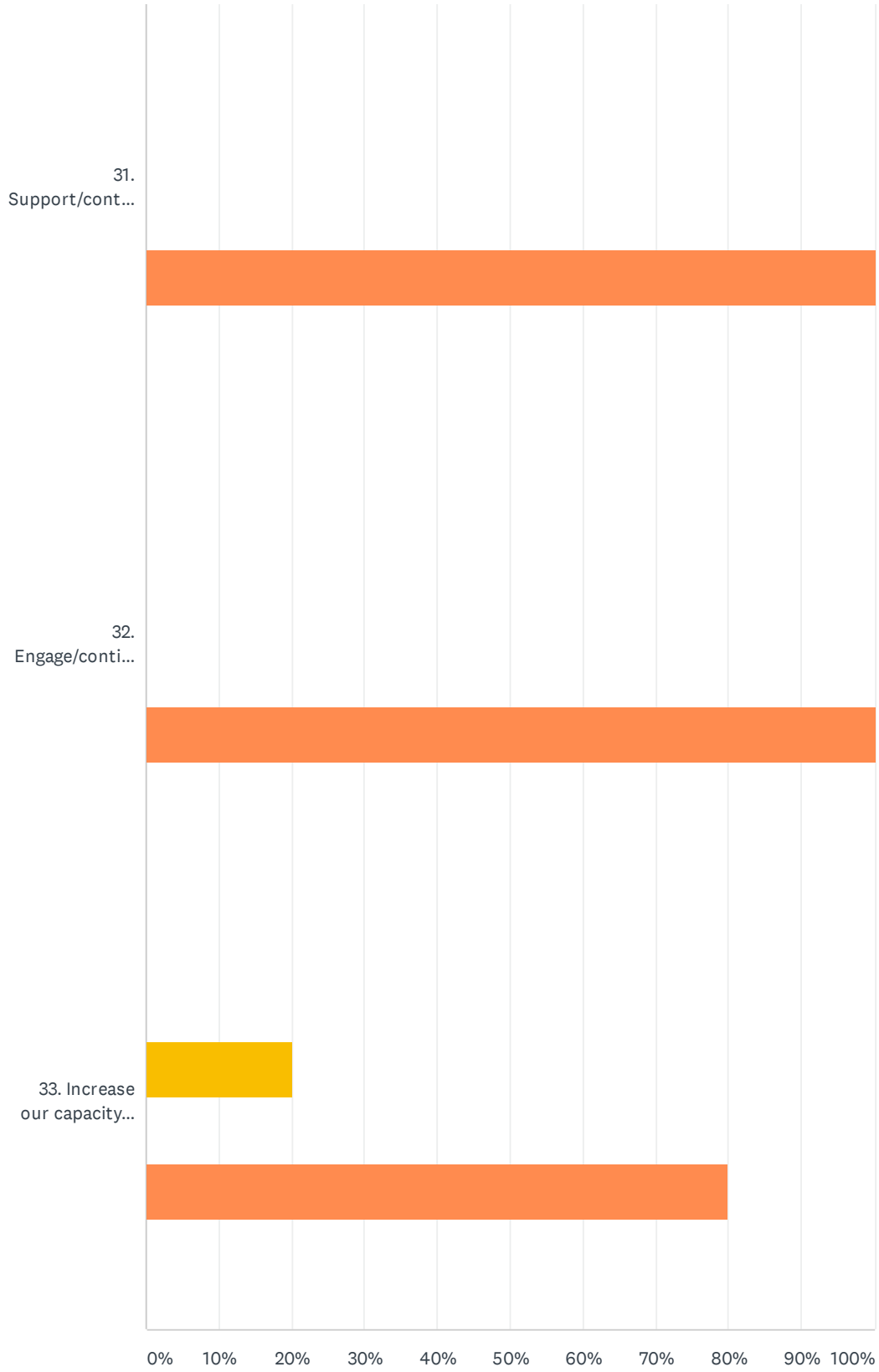


	STRONGLY DISAGREE	DISAGREE	UNSURE	AGREE	STRONGLY AGREE	N/A	TOTAL	WEIGHTED AVERAGE
23. Immigration Partnership staff have the staff resources they need to advance the Immigration Partnership's goals.	0.00% 0	20.00% 1	40.00% 2	20.00% 1	20.00% 1	0.00% 0	5	3.40
24. Immigration Partnership staff have the knowledge they need to advance the Immigration Partnership's goals.	0.00% 0	20.00% 1	20.00% 1	40.00% 2	20.00% 1	0.00% 0	5	3.60
25. Immigration Partnership staff have the skills they need to advance the Immigration Partnership's goals.	0.00% 0	20.00% 1	40.00% 2	20.00% 1	20.00% 1	0.00% 0	5	3.40
26. Immigration Partnership staff have the material resources they need to advance the Immigration Partnership's goals.	0.00% 0	20.00% 1	60.00% 3	0.00% 0	20.00% 1	0.00% 0	5	3.20
27. Immigration Partnership staff have the connections they need to advance the Immigration Partnership's goals.	0.00% 0	20.00% 1	20.00% 1	20.00% 1	40.00% 2	0.00% 0	5	3.80

# Q10 G. NEXT STEPS NEEDED

Answered: 5 Skipped: 4





Definitely Not Important    Probably Not Important    Unsure  
Probably Important    Definitely Important    N/A

	DEFINITELY NOT IMPORTANT	PROBABLY NOT IMPORTANT	UNSURE	PROBABLY IMPORTANT	DEFINITELY IMPORTANT	N/A	TOTAL	WEIGHTED AVERAGE
28. Provide/continue to provide evidence-based research.	0.00% 0	20.00% 1	0.00% 0	60.00% 3	20.00% 1	0.00% 0	5	3.80
29. Provide/continue to provide up-to-date information on relevant policy changes and their implications.	0.00% 0	0.00% 0	0.00% 0	60.00% 3	40.00% 2	0.00% 0	5	4.40
30. Provide/continue to provide members and the public with current information about immigration and newcomers.	0.00% 0	0.00% 0	0.00% 0	20.00% 1	80.00% 4	0.00% 0	5	4.80
31. Support/continue to support diverse newcomer voices in the community.	0.00% 0	0.00% 0	0.00% 0	0.00% 0	100.00% 5	0.00% 0	5	5.00
32. Engage/continue to engage organizations that serve the most marginalized newcomer populations in our community.	0.00% 0	0.00% 0	0.00% 0	0.00% 0	100.00% 5	0.00% 0	5	5.00
33. Increase our capacity to participate at more community tables.	0.00% 0	0.00% 0	20.00% 1	0.00% 0	80.00% 4	0.00% 0	5	4.60

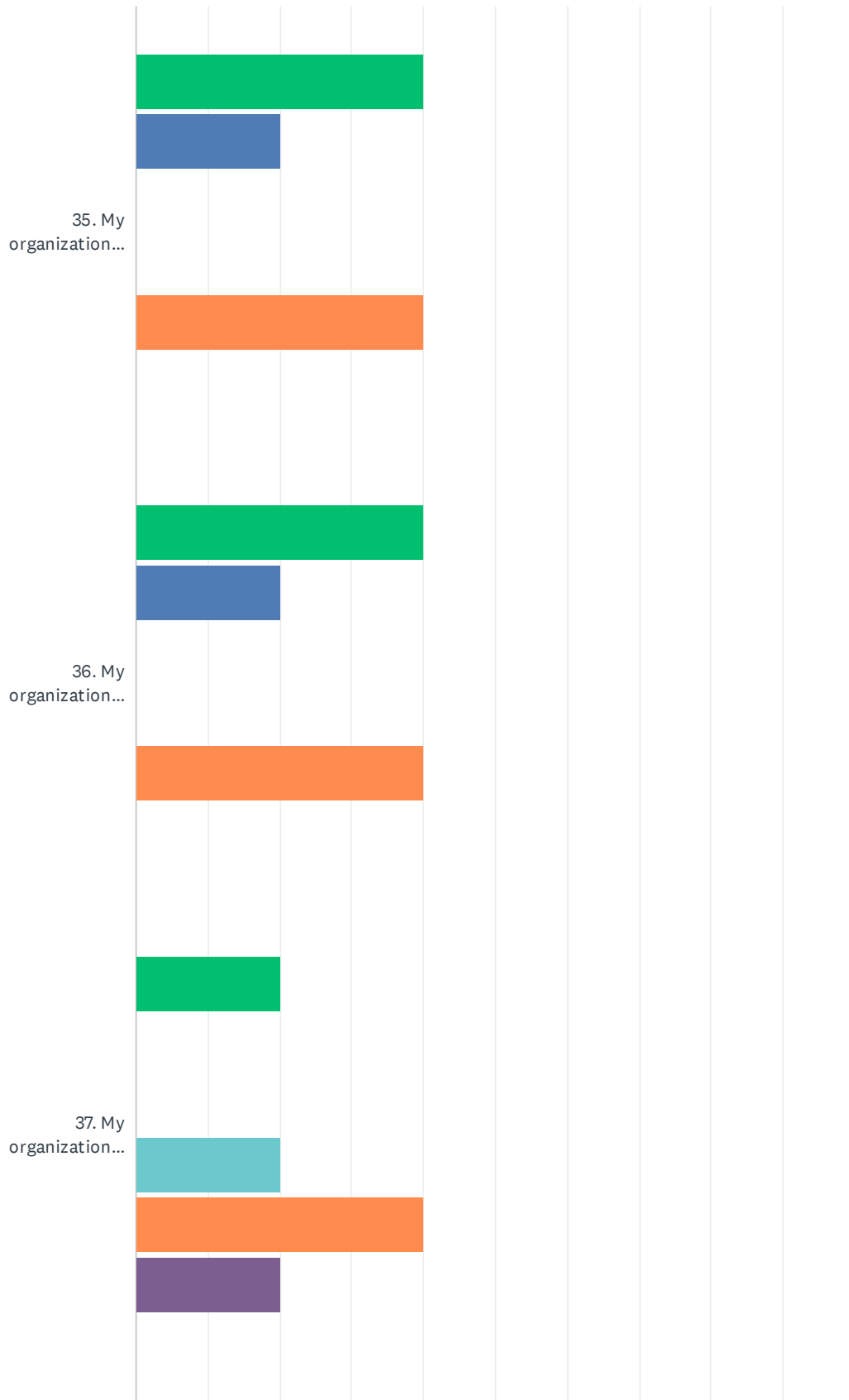
Q11 34. If there are other activities that you think are important to address in the next 12 months to further the Partnership's goals, please list them here:

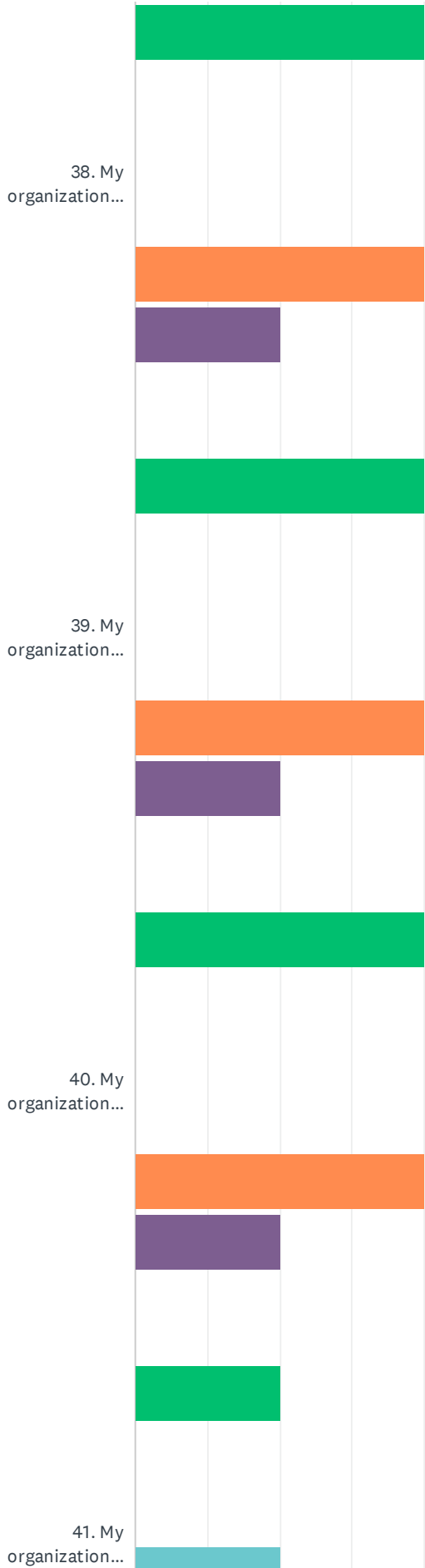
Answered: 2 Skipped: 7

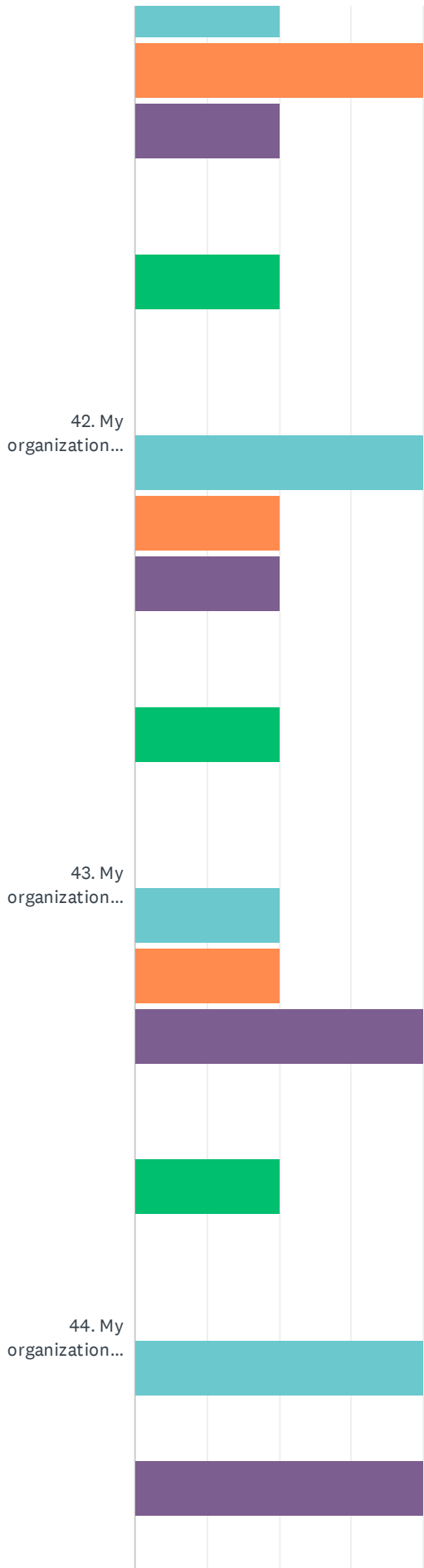


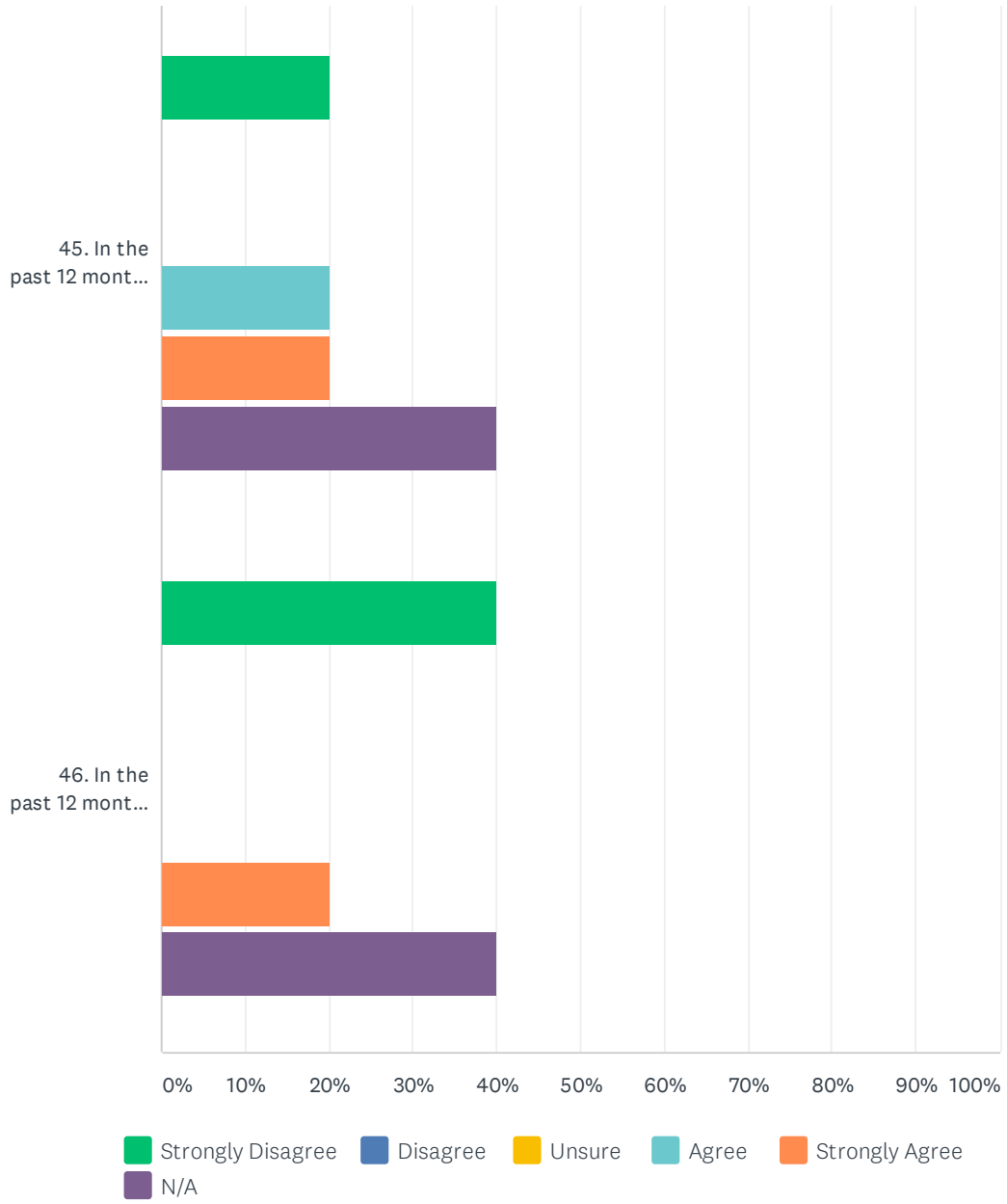
### Q12 Impact on My organization

Answered: 5 Skipped: 4









	STRONGLY DISAGREE	DISAGREE	UNSURE	AGREE	STRONGLY AGREE	N/A	TOTAL	WEIGHTED AVERAGE
35. My organization now has a better understanding of newcomer needs.	40.00% 2	20.00% 1	0.00% 0	0.00% 0	40.00% 2	0.00% 0	5	2.80
36. My organization now has a better understanding of strategies and practices that support newcomer integration.	40.00% 2	20.00% 1	0.00% 0	0.00% 0	40.00% 2	0.00% 0	5	2.80
37. My organization provides/continues to provide training for staff to help them meet newcomers' needs.	20.00% 1	0.00% 0	0.00% 0	20.00% 1	40.00% 2	20.00% 1	5	3.75
38. My organization now has better access to resources to help with newcomer integration.	40.00% 2	0.00% 0	0.00% 0	0.00% 0	40.00% 2	20.00% 1	5	3.00
39. My organization now has better connections with other organizations working with newcomers.	40.00% 2	0.00% 0	0.00% 0	0.00% 0	40.00% 2	20.00% 1	5	3.00
40. My organization now collaborates/works together with other organizations working with newcomers.	40.00% 2	0.00% 0	0.00% 0	0.00% 0	40.00% 2	20.00% 1	5	3.00
41. My organization is committed to the vision and mission of the Immigration Partnership.	20.00% 1	0.00% 0	0.00% 0	20.00% 1	40.00% 2	20.00% 1	5	3.75
42. My organization has strategies/work plans to support the integration of newcomers.	20.00% 1	0.00% 0	0.00% 0	40.00% 2	20.00% 1	20.00% 1	5	3.50
43. My organization has aligned its own strategic direction to the Immigration Partnership's Strategy.	20.00% 1	0.00% 0	0.00% 0	20.00% 1	20.00% 1	40.00% 2	5	3.33
44. My organization has committed to lead or implement actions in the Immigration Partnership's Strategy/Action Plan.	20.00% 1	0.00% 0	0.00% 0	40.00% 2	0.00% 0	40.00% 2	5	3.00
45. In the past 12 months, my organization kept its commitments to lead or implement actions in the Immigration Partnership's Strategy/Action Plan.	20.00% 1	0.00% 0	0.00% 0	20.00% 1	20.00% 1	40.00% 2	5	3.33
46. In the past 12 months, my organization changed its programming or practices because of its	40.00% 2	0.00% 0	0.00% 0	0.00% 0	20.00% 1	40.00% 2	5	2.33

involvement with the  
Immigration Partnership.

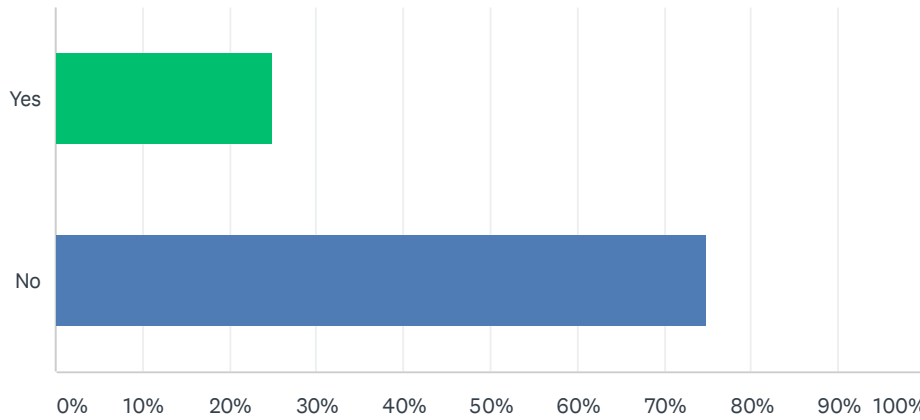
---

## Q13 47. Please share any additional comments here

Answered: 1 Skipped: 8

Q14 48. A sample of these comments may be used in our reports to Immigration, Refugees and Citizenship Canada (IRCC) or in other communications.

Answered: 4 Skipped: 5



ANSWER CHOICES	RESPONSES	
Yes	25.00%	1
No	75.00%	3
TOTAL		4