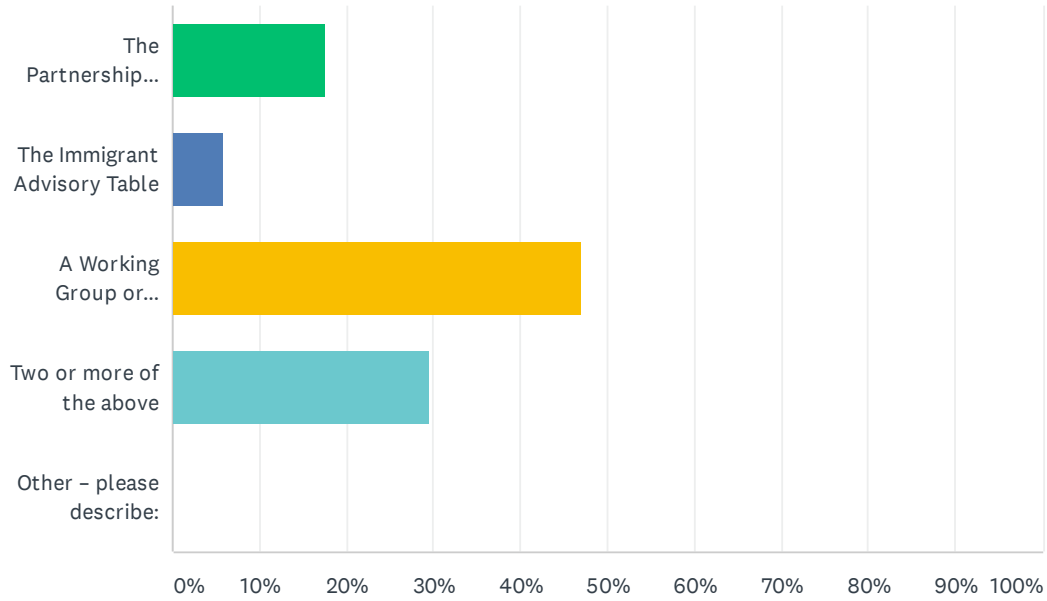


Q1 My role with PLIP is as a member of:

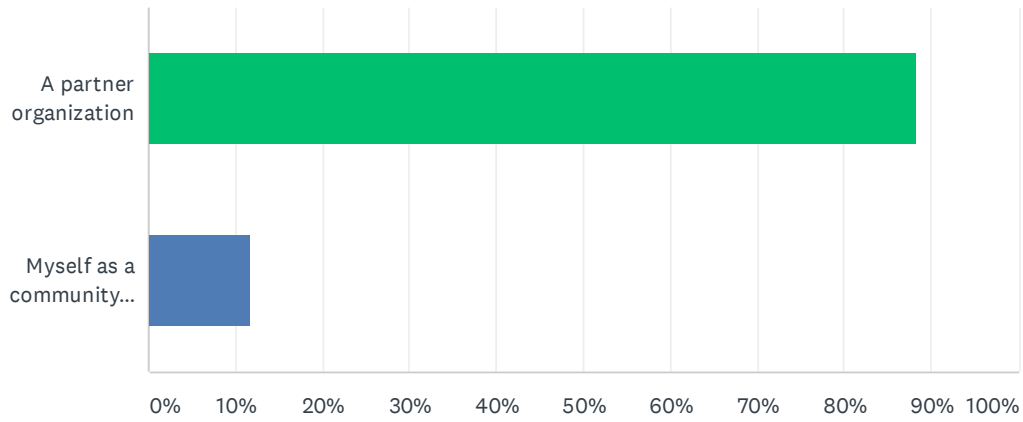
Answered: 17 Skipped: 0



ANSWER CHOICES	RESPONSES	
The Partnership Council	17.65%	3
The Immigrant Advisory Table	5.88%	1
A Working Group or Committee	47.06%	8
Two or more of the above	29.41%	5
Other – please describe:	0.00%	0
TOTAL		17

Q2 In my work with PLIP, I represent and speak for:

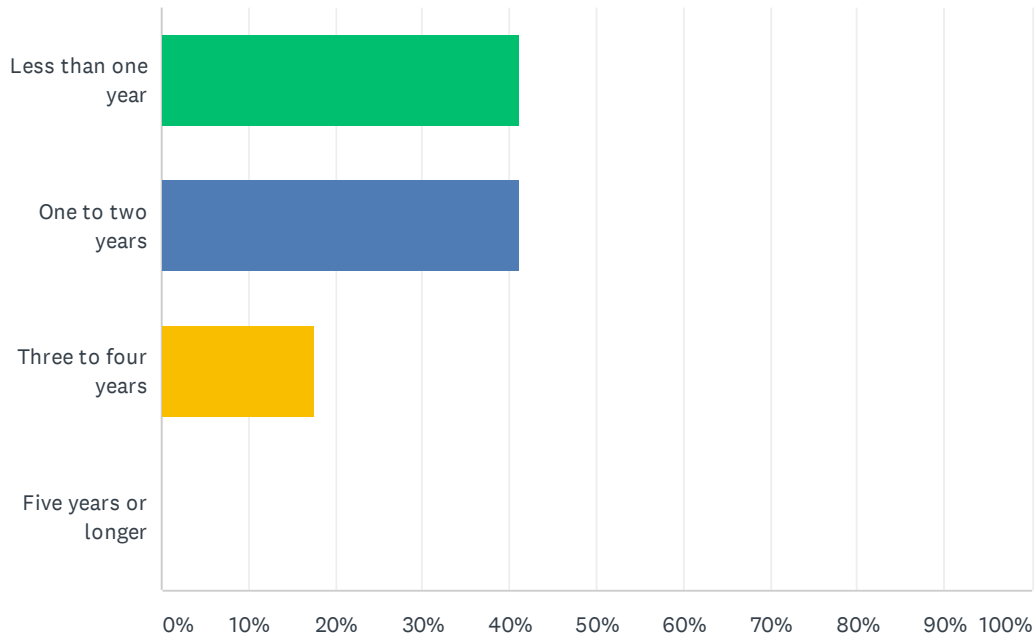
Answered: 17 Skipped: 0



ANSWER CHOICES	RESPONSES	
A partner organization	88.24%	15
Myself as a community member	11.76%	2
TOTAL		17

Q3 I have been involved with PLIP for:

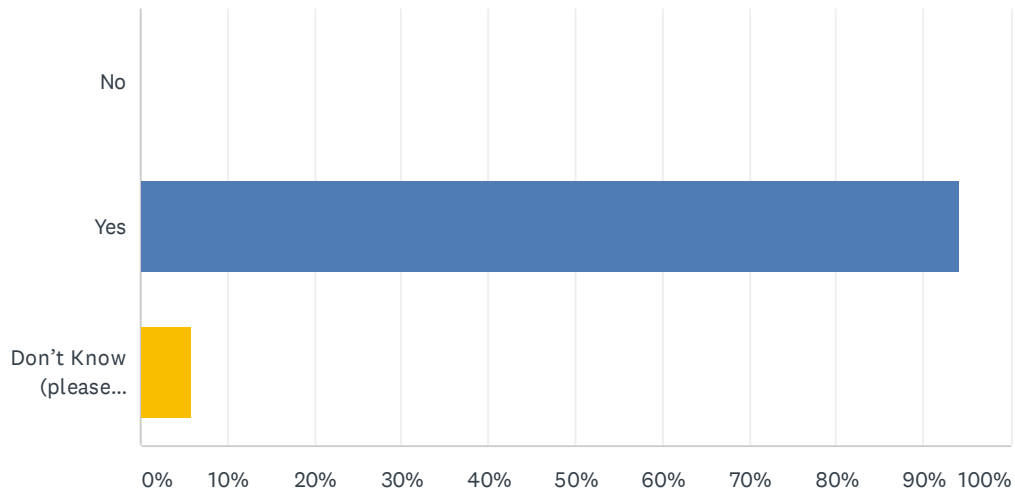
Answered: 17 Skipped: 0



ANSWER CHOICES	RESPONSES	
Less than one year	41.18%	7
One to two years	41.18%	7
Three to four years	17.65%	3
Five years or longer	0.00%	0
TOTAL		17

Q4 Do you believe it is important to have an Immigration Partnership in our community?

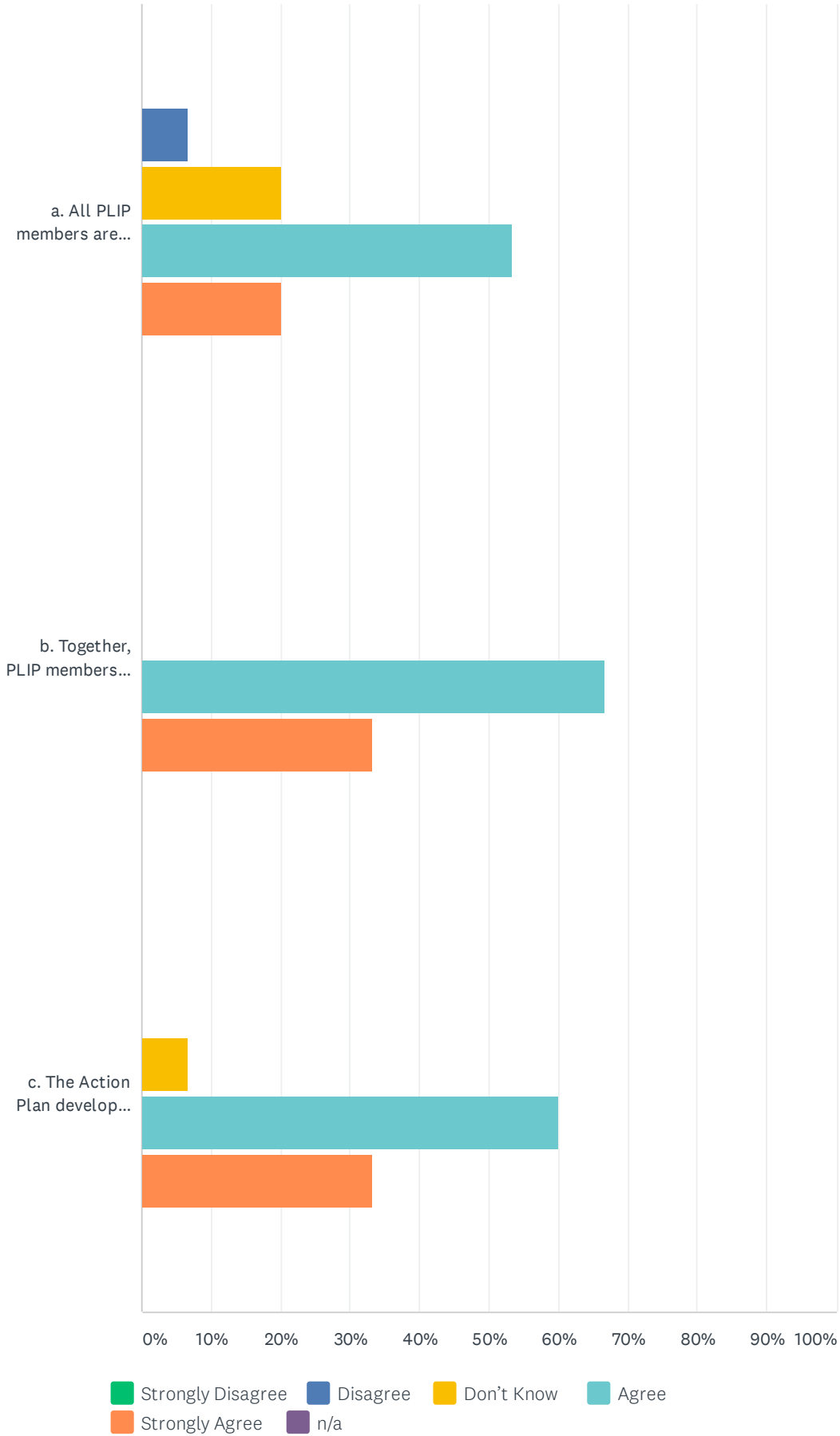
Answered: 17 Skipped: 0



ANSWER CHOICES	RESPONSES	
No	0.00%	0
Yes	94.12%	16
Don't Know (please specify)	5.88%	1
TOTAL		17

Q5 Purpose

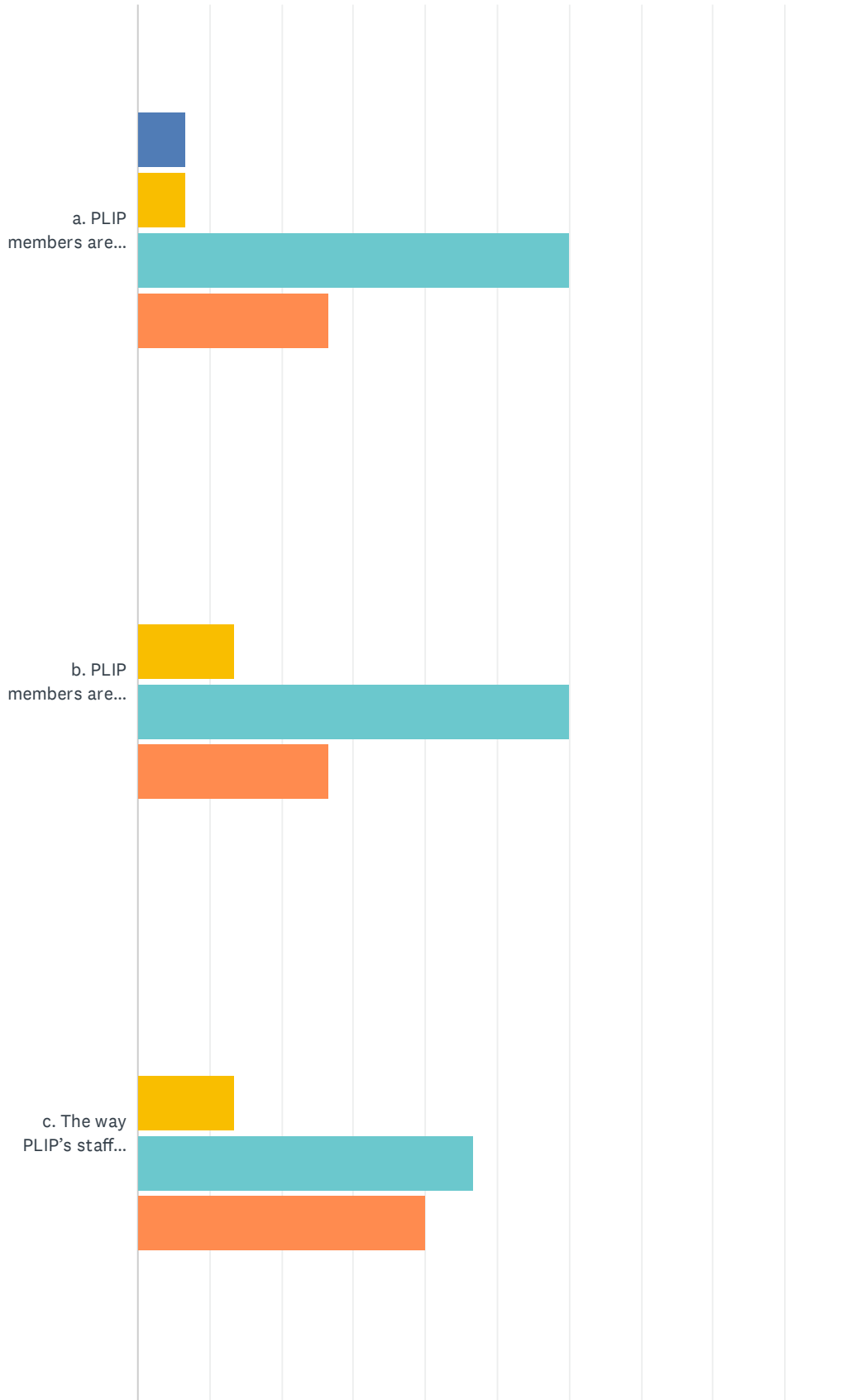
Answered: 15 Skipped: 2

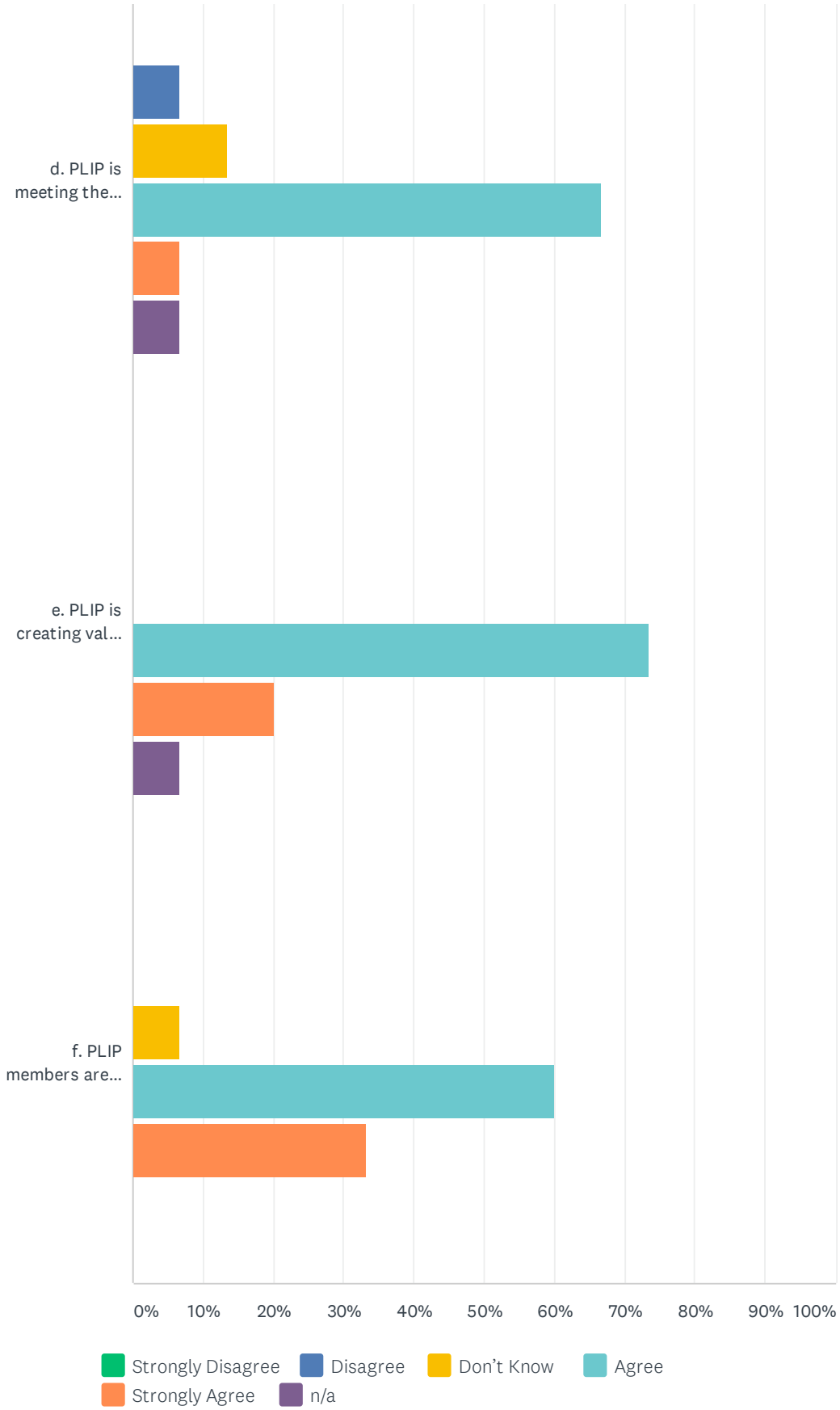


	STRONGLY DISAGREE	DISAGREE	DON'T KNOW	AGREE	STRONGLY AGREE	N/A	TOTAL	WEIGHTED AVERAGE
a. All PLIP members are committed to the mission of PLIP.	0.00% 0	6.67% 1	20.00% 3	53.33% 8	20.00% 3	0.00% 0	15	3.87
b. Together, PLIP members have identified strategic goals and objectives for PLIP.	0.00% 0	0.00% 0	0.00% 0	66.67% 10	33.33% 5	0.00% 0	15	4.33
c. The Action Plan developed by PLIP members reflects its strategic goals.	0.00% 0	0.00% 0	6.67% 1	60.00% 9	33.33% 5	0.00% 0	15	4.27

Q6 Performance

Answered: 15 Skipped: 2

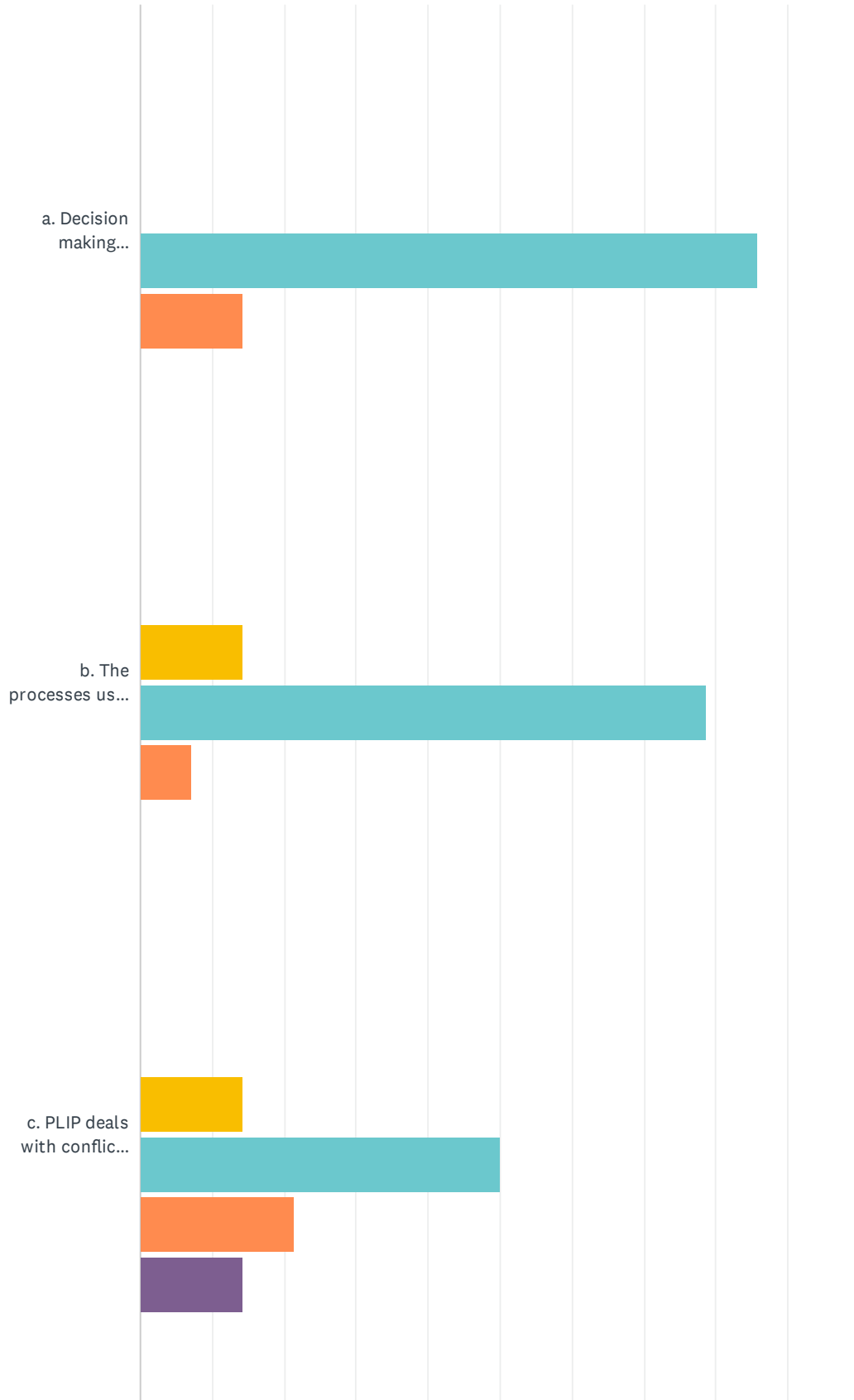


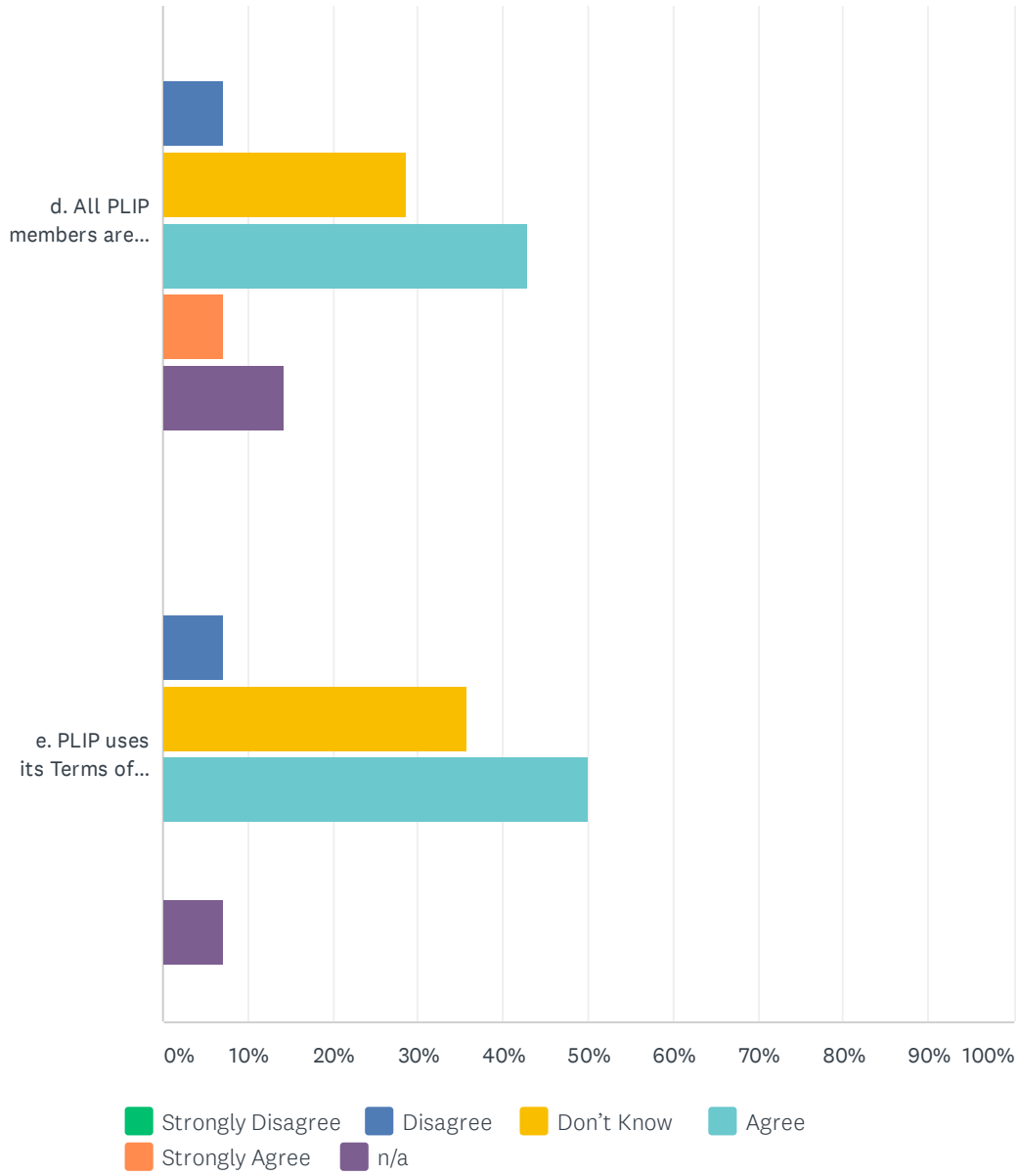


	STRONGLY DISAGREE	DISAGREE	DON'T KNOW	AGREE	STRONGLY AGREE	N/A	TOTAL	WEIGHTED AVERAGE
a. PLIP members are creating new knowledge or insights together.	0.00% 0	6.67% 1	6.67% 1	60.00% 9	26.67% 4	0.00% 0	15	4.07
b. PLIP members are working together to advance PLIP's goals.	0.00% 0	0.00% 0	13.33% 2	60.00% 9	26.67% 4	0.00% 0	15	4.13
c. The way PLIP's staff communicates with members builds support for PLIP's work.	0.00% 0	0.00% 0	13.33% 2	46.67% 7	40.00% 6	0.00% 0	15	4.27
d. PLIP is meeting the goals and objectives in its Strategic Plan.	0.00% 0	6.67% 1	13.33% 2	66.67% 10	6.67% 1	6.67% 1	15	3.93
e. PLIP is creating value for the members it serves.	0.00% 0	0.00% 0	0.00% 0	73.33% 11	20.00% 3	6.67% 1	15	4.33
f. PLIP members are adding value to each other's work.	0.00% 0	0.00% 0	6.67% 1	60.00% 9	33.33% 5	0.00% 0	15	4.27

Q7 Operations

Answered: 14 Skipped: 3

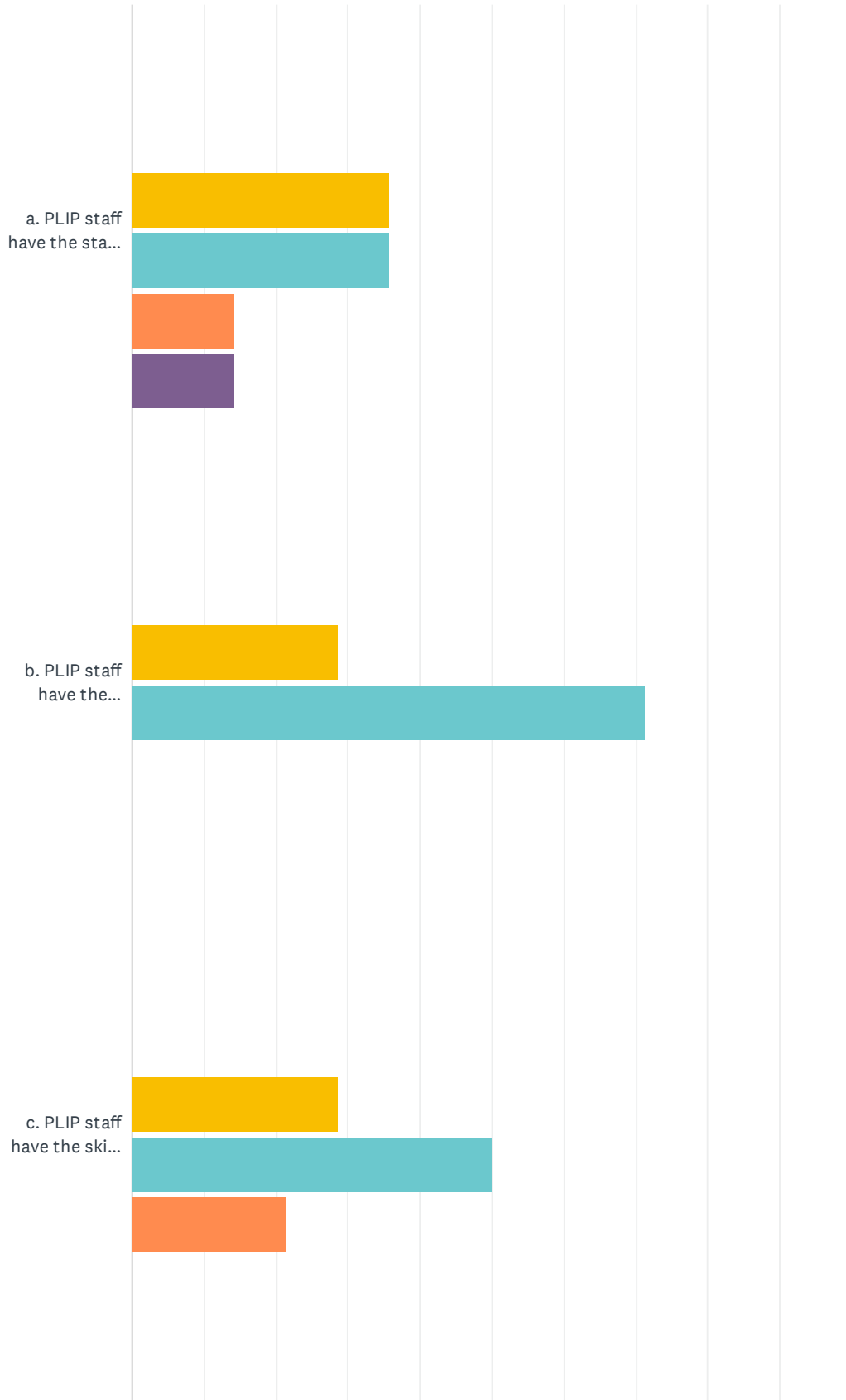


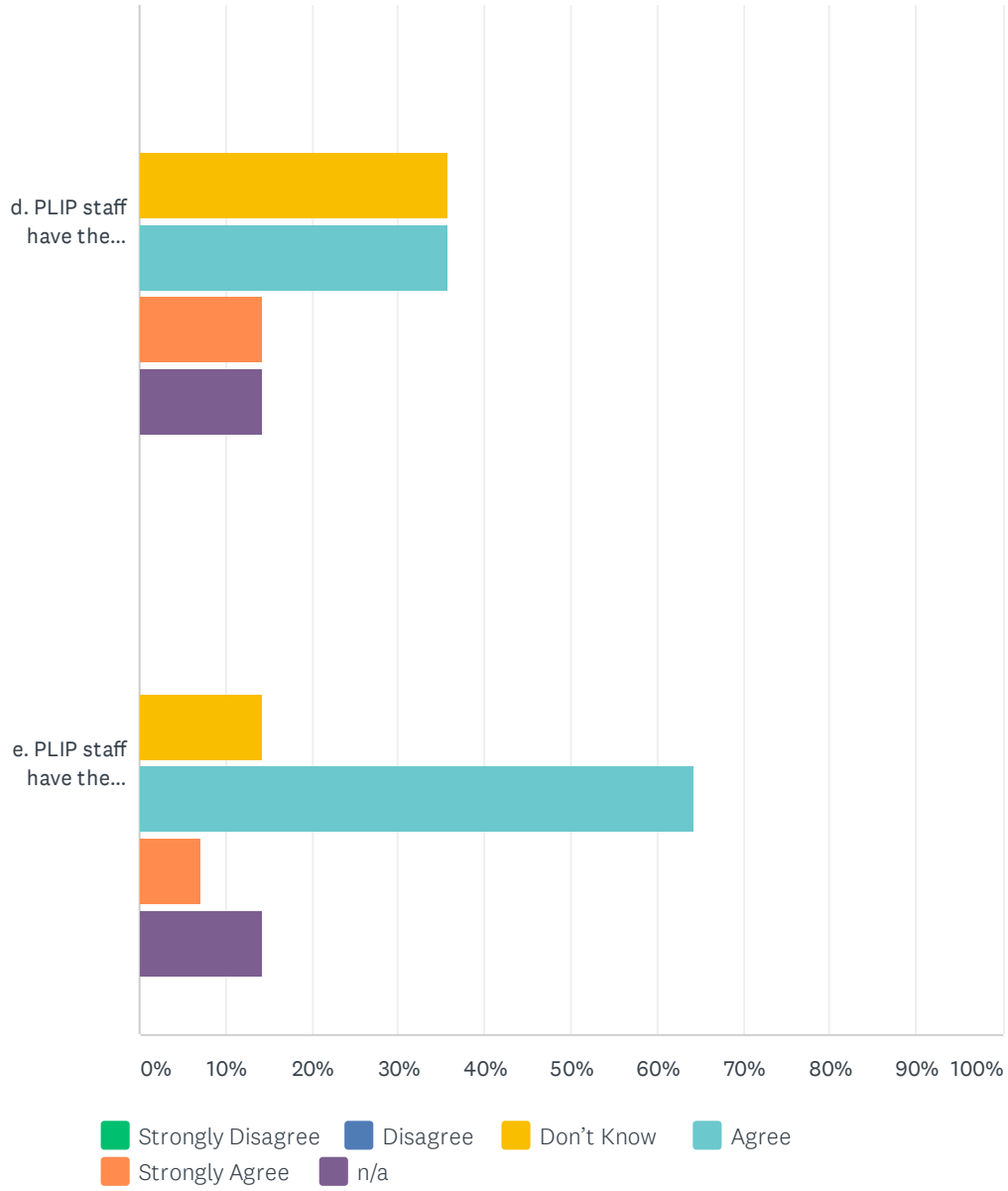


	STRONGLY DISAGREE	DISAGREE	DON'T KNOW	AGREE	STRONGLY AGREE	N/A	TOTAL	WEIGHTED AVERAGE
a. Decision making processes encourage PLIP members to contribute and collaborate.	0.00% 0	0.00% 0	0.00% 0	85.71% 12	14.29% 2	0.00% 0	14	4.14
b. The processes used by PLIP help members to agree on strategies and actions.	0.00% 0	0.00% 0	14.29% 2	78.57% 11	7.14% 1	0.00% 0	14	3.93
c. PLIP deals with conflict in a positive way (e.g., clear, respectful, transparent, timely).	0.00% 0	0.00% 0	14.29% 2	50.00% 7	21.43% 3	14.29% 2	14	4.36
d. All PLIP members are contributing time and resources to PLIP.	0.00% 0	7.14% 1	28.57% 4	42.86% 6	7.14% 1	14.29% 2	14	3.93
e. PLIP uses its Terms of Reference to promote accountability.	0.00% 0	7.14% 1	35.71% 5	50.00% 7	0.00% 0	7.14% 1	14	3.64

Q8 Staff Capacity

Answered: 14 Skipped: 3

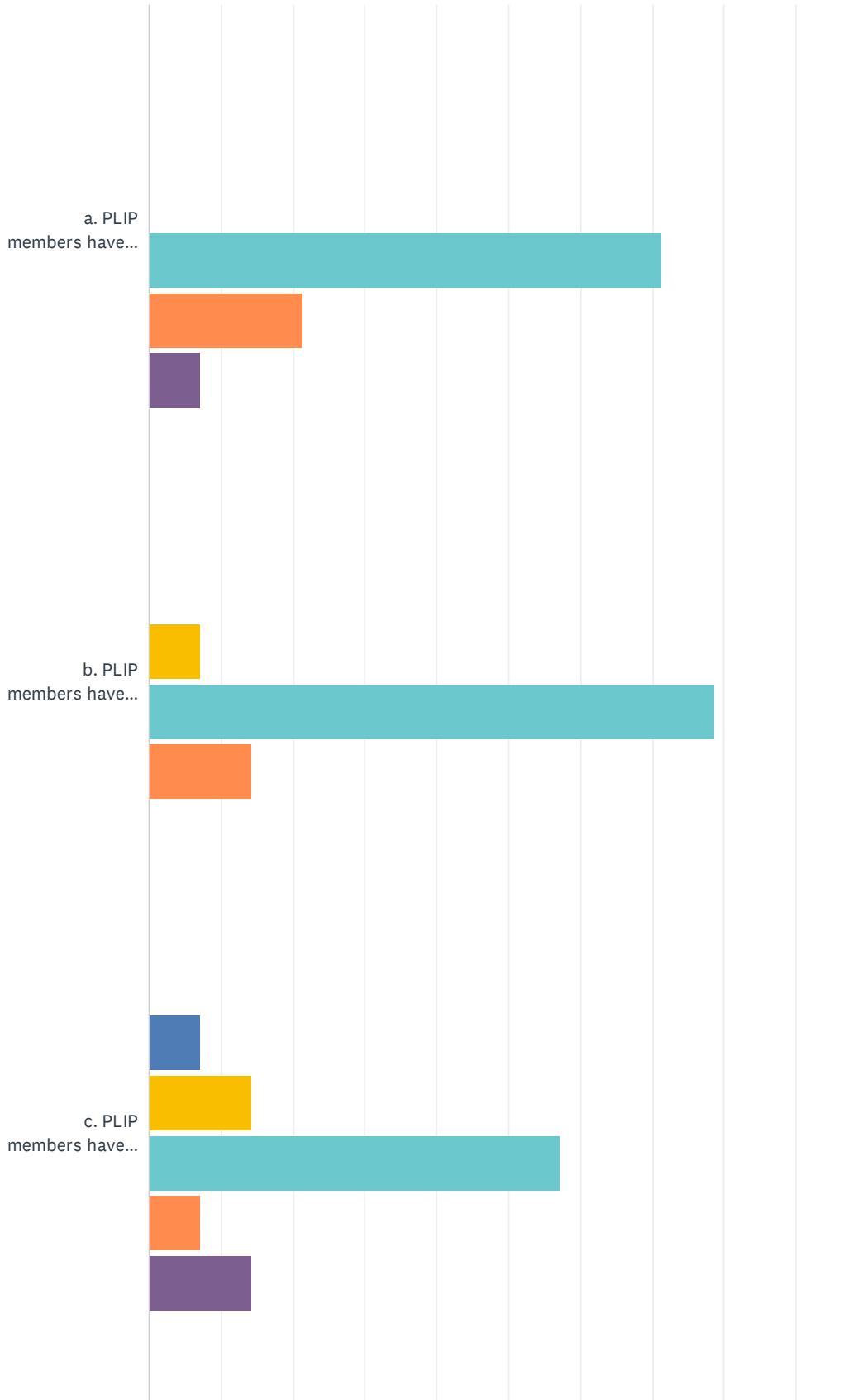


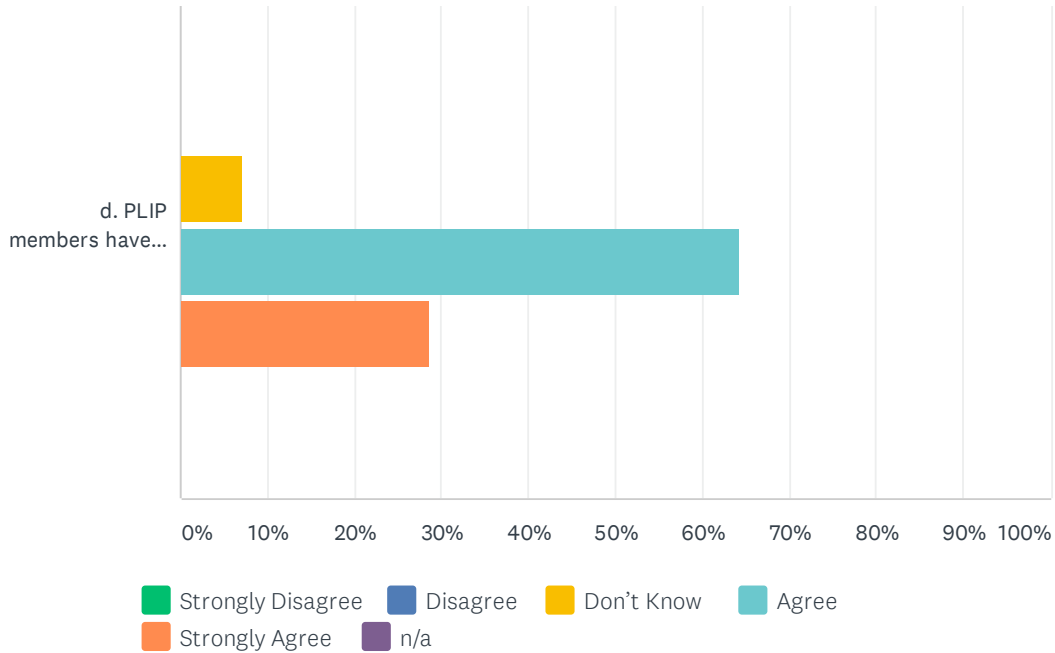


	STRONGLY DISAGREE	DISAGREE	DON'T KNOW	AGREE	STRONGLY AGREE	N/A	TOTAL	WEIGHTED AVERAGE
a. PLIP staff have the staff resources they need to advance PLIP's goals.	0.00% 0	0.00% 0	35.71% 5	35.71% 5	14.29% 2	14.29% 2	14	4.07
b. PLIP staff have the knowledge they need to advance PLIP's goals.	0.00% 0	0.00% 0	28.57% 4	71.43% 10	0.00% 0	0.00% 0	14	3.71
c. PLIP staff have the skills they need to advance the Immigration Partnership's goals.	0.00% 0	0.00% 0	28.57% 4	50.00% 7	21.43% 3	0.00% 0	14	3.93
d. PLIP staff have the material resources they need to advance PLIP's goals.	0.00% 0	0.00% 0	35.71% 5	35.71% 5	14.29% 2	14.29% 2	14	4.07
e. PLIP staff have the connections they need to advance PLIP's goals.	0.00% 0	0.00% 0	14.29% 2	64.29% 9	7.14% 1	14.29% 2	14	4.21

Q9 Member Capacity

Answered: 14 Skipped: 3

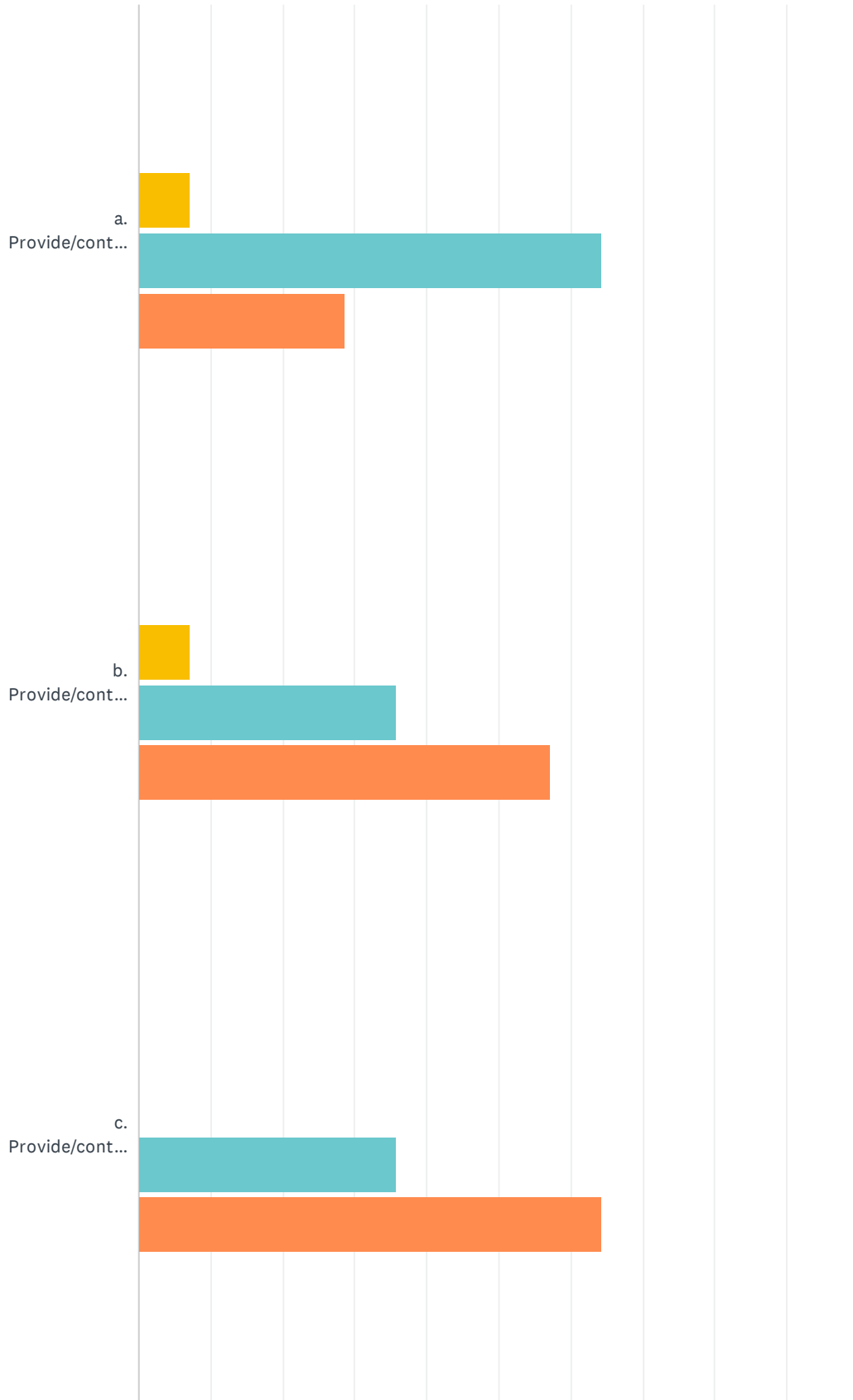


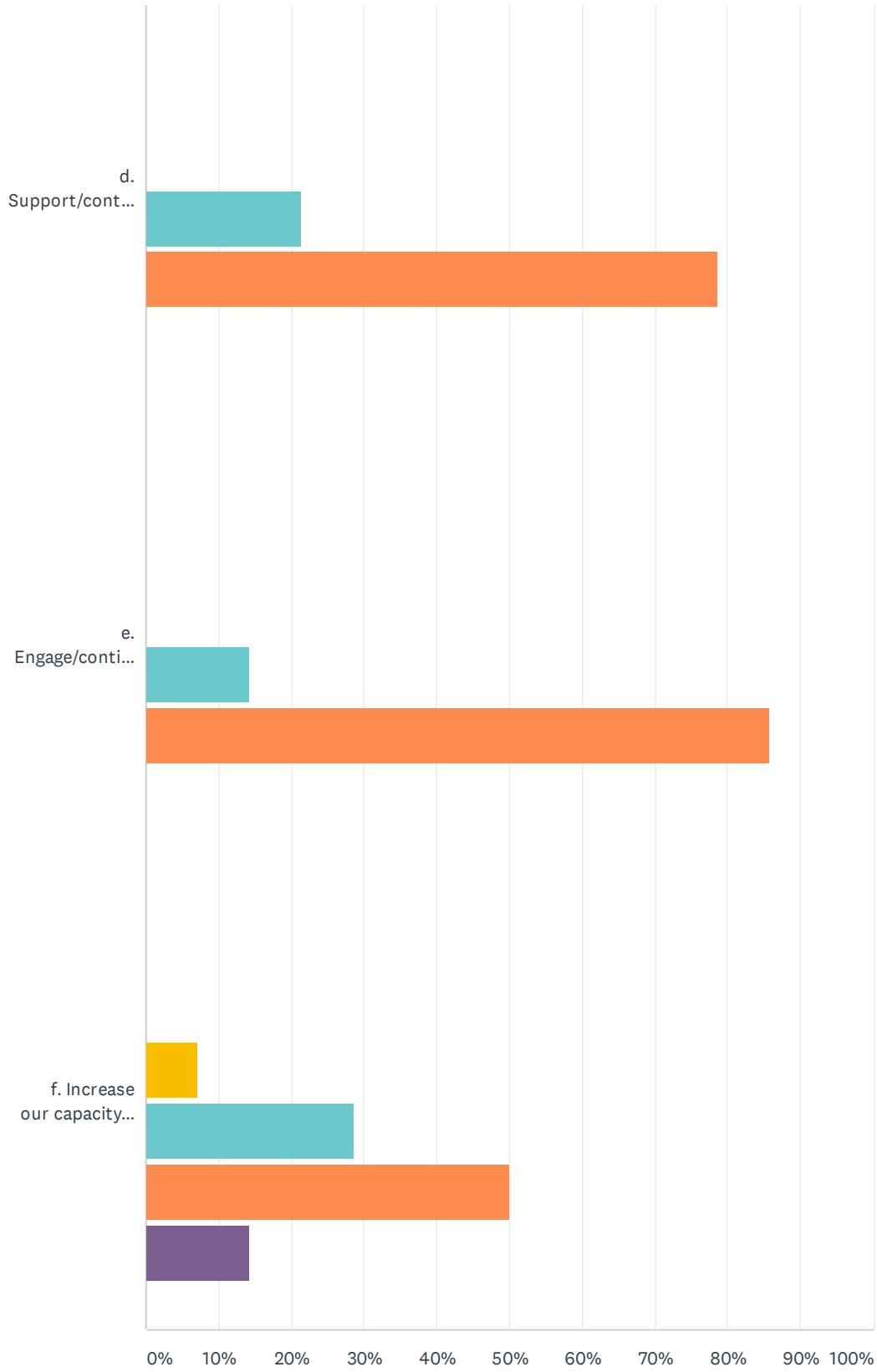


	STRONGLY DISAGREE	DISAGREE	DON'T KNOW	AGREE	STRONGLY AGREE	N/A	TOTAL	WEIGHTED AVERAGE
a. PLIP members have the knowledge they need to advance PLIP's goals.	0.00% 0	0.00% 0	0.00% 0	71.43% 10	21.43% 3	7.14% 1	14	4.36
b. PLIP members have the skills they need to advance PLIP's goals.	0.00% 0	0.00% 0	7.14% 1	78.57% 11	14.29% 2	0.00% 0	14	4.07
c. PLIP members have the material resources they need to advance PLIP's goals.	0.00% 0	7.14% 1	14.29% 2	57.14% 8	7.14% 1	14.29% 2	14	4.07
d. PLIP members have the connections they need to advance PLIP's goals.	0.00% 0	0.00% 0	7.14% 1	64.29% 9	28.57% 4	0.00% 0	14	4.21

Q10 Next Steps Needed

Answered: 14 Skipped: 3





Definitely Not Important Probably Not Important Don't Know
Probably Important Definitely Important n/a

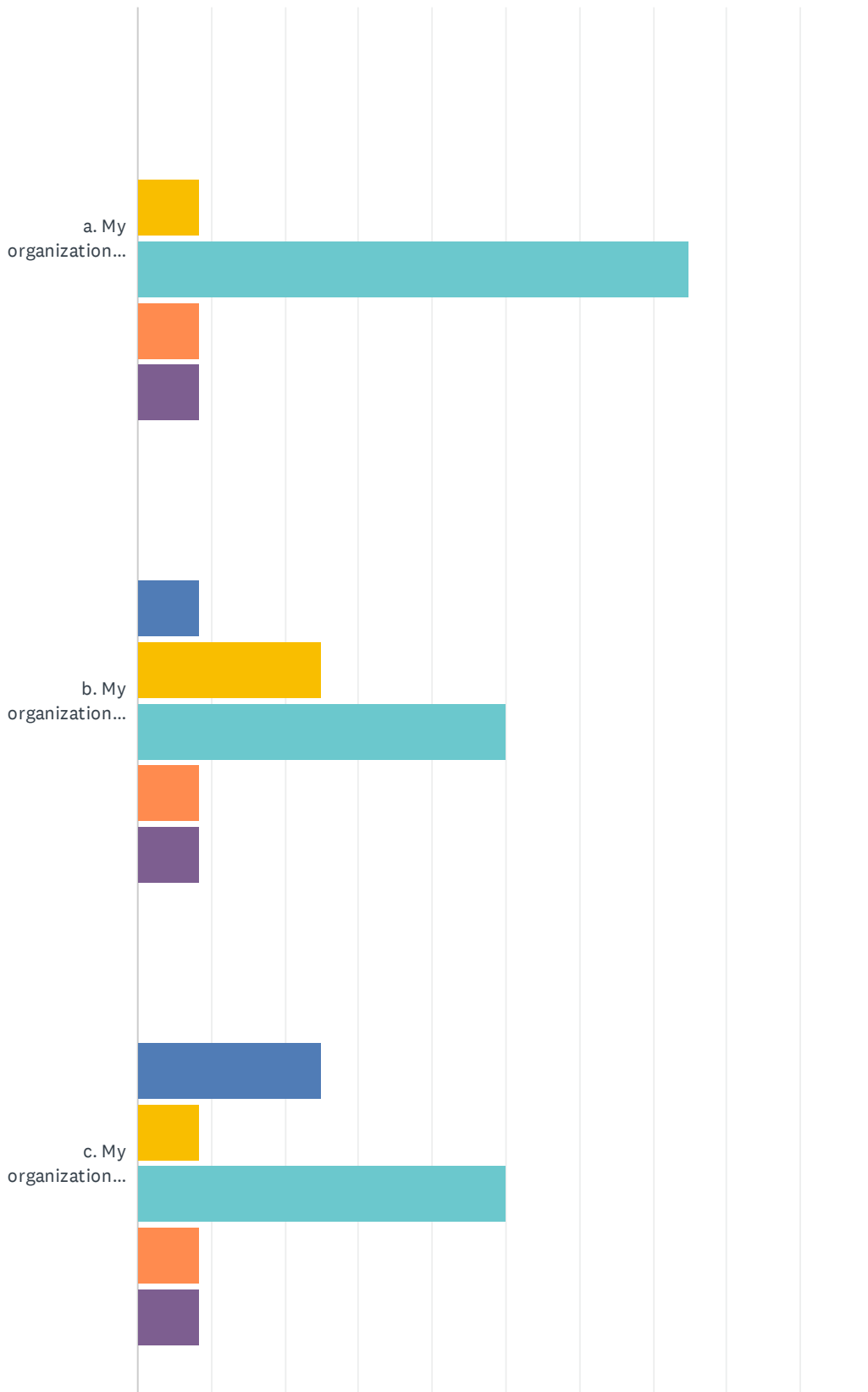
	DEFINITELY NOT IMPORTANT	PROBABLY NOT IMPORTANT	DON'T KNOW	PROBABLY IMPORTANT	DEFINITELY IMPORTANT	N/A	TOTAL	WEIGHTED AVERAGE
a. Provide/continue to provide evidence-based research.	0.00% 0	0.00% 0	7.14% 1	64.29% 9	28.57% 4	0.00% 0	14	4.21
b. Provide/continue to provide up-to-date information on relevant policy changes and their implications.	0.00% 0	0.00% 0	7.14% 1	35.71% 5	57.14% 8	0.00% 0	14	4.50
c. Provide/continue to provide PLIP members and the public with current information about immigration and newcomers.	0.00% 0	0.00% 0	0.00% 0	35.71% 5	64.29% 9	0.00% 0	14	4.64
d. Support/continue to support diverse newcomer voices in the community.	0.00% 0	0.00% 0	0.00% 0	21.43% 3	78.57% 11	0.00% 0	14	4.79
e. Engage/continue to engage organizations that serve the most marginalized newcomer populations in our community.	0.00% 0	0.00% 0	0.00% 0	14.29% 2	85.71% 12	0.00% 0	14	4.86
f. Increase our capacity to participate at more community tables.	0.00% 0	0.00% 0	7.14% 1	28.57% 4	50.00% 7	14.29% 2	14	4.71

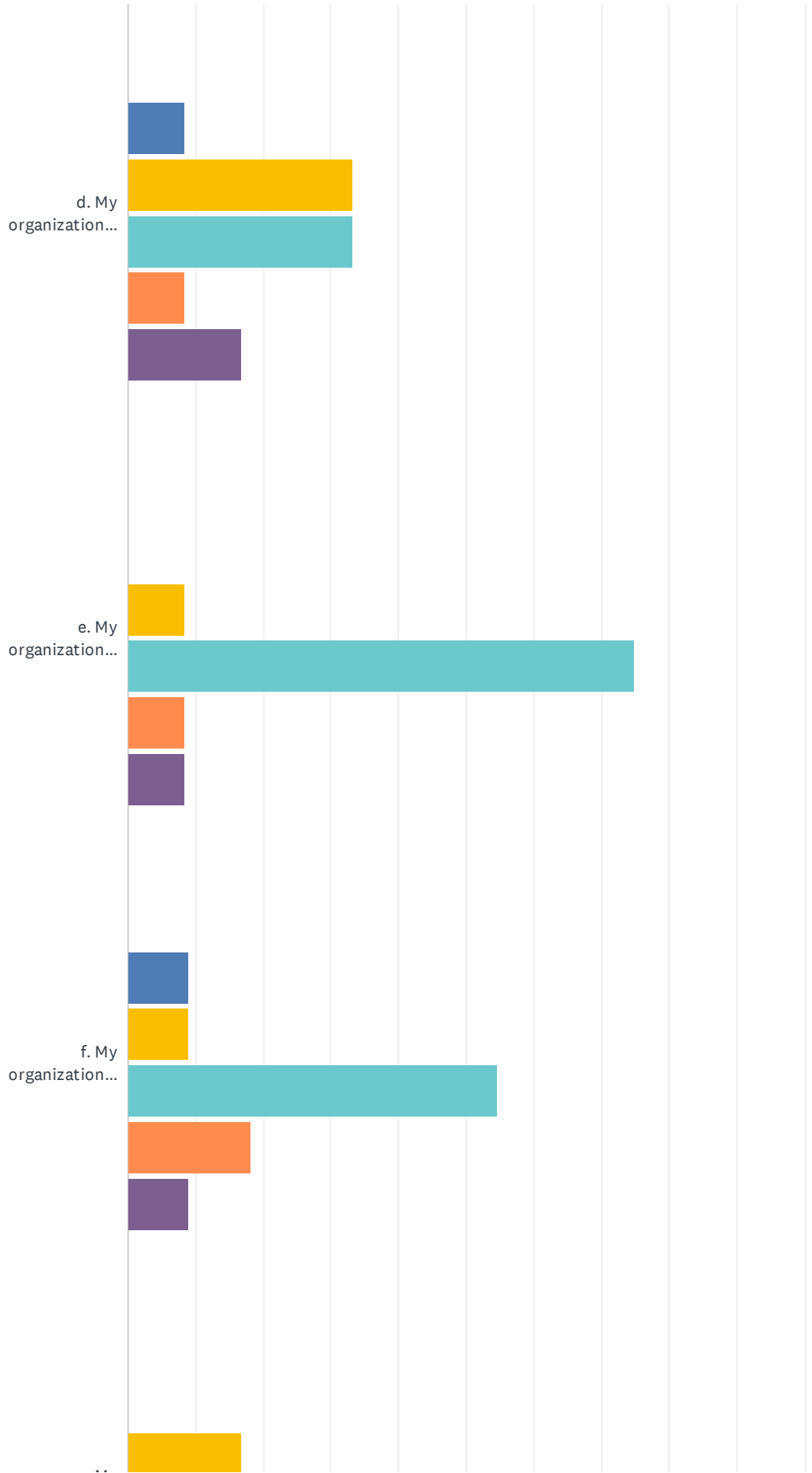
Q11 If there are other activities that you think are important to address in the next 12 months to further PLIP's goals, please list them here:

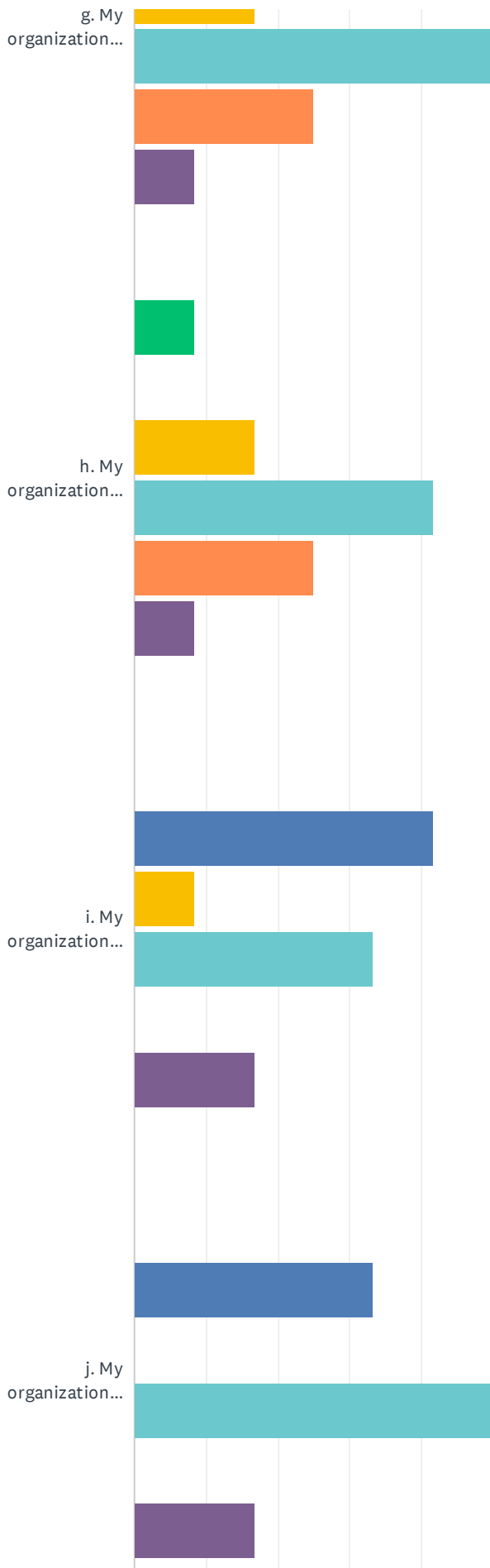
Answered: 1 Skipped: 16

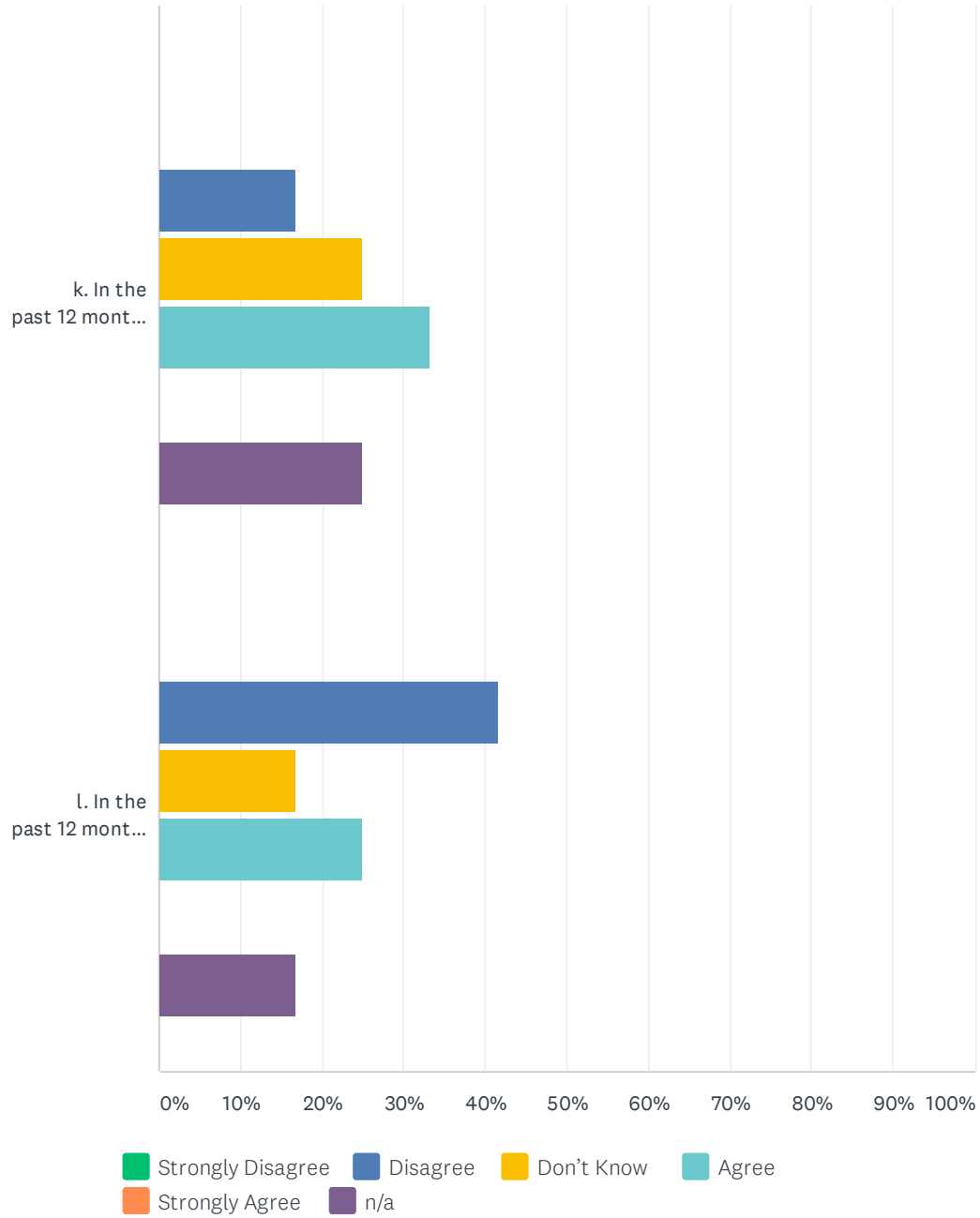
Q12 QUESTIONS FOR ORGANIZATION REPRESENTATIVES ONLY – IMPACT ON MY ORGANIZATION

Answered: 12 Skipped: 5









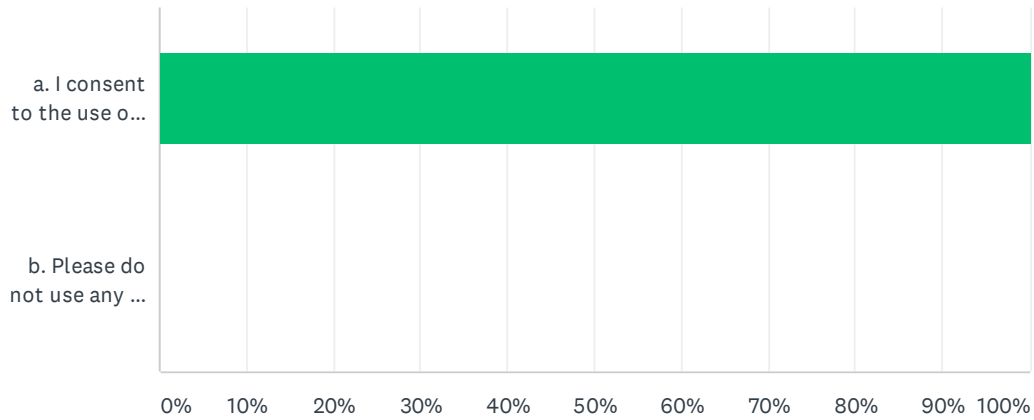
	STRONGLY DISAGREE	DISAGREE	DON'T KNOW	AGREE	STRONGLY AGREE	N/A	TOTAL	WEIGHTED AVERAGE
a. My organization now has a better understanding of newcomer needs.	0.00% 0	0.00% 0	8.33% 1	75.00% 9	8.33% 1	8.33% 1	12	3.67
b. My organization now has a better understanding of strategies and practices that support newcomer integration.	0.00% 0	8.33% 1	25.00% 3	50.00% 6	8.33% 1	8.33% 1	12	3.33
c. My organization provides/continues to provide training for staff to help them meet newcomers' needs.	0.00% 0	25.00% 3	8.33% 1	50.00% 6	8.33% 1	8.33% 1	12	3.17
d. My organization now has better access to resources to help with newcomer integration.	0.00% 0	8.33% 1	33.33% 4	33.33% 4	8.33% 1	16.67% 2	12	2.92
e. My organization now has better connections with other organizations working with newcomers.	0.00% 0	0.00% 0	8.33% 1	75.00% 9	8.33% 1	8.33% 1	12	3.67
f. My organization now collaborates/works together with other organizations working with newcomers.	0.00% 0	9.09% 1	9.09% 1	54.55% 6	18.18% 2	9.09% 1	11	3.55
g. My organization is committed to the vision and mission of PLIP.	0.00% 0	0.00% 0	16.67% 2	50.00% 6	25.00% 3	8.33% 1	12	3.75
h. My organization has strategies/work plans to support the integration of newcomers.	8.33% 1	0.00% 0	16.67% 2	41.67% 5	25.00% 3	8.33% 1	12	3.50
i. My organization has aligned its own strategic direction to PLIP's Strategy.	0.00% 0	41.67% 5	8.33% 1	33.33% 4	0.00% 0	16.67% 2	12	2.42
j. My organization has committed to lead or implement actions in PLIP's Strategy/Action Plan.	0.00% 0	33.33% 4	0.00% 0	50.00% 6	0.00% 0	16.67% 2	12	2.67
k. In the past 12 months, my organization kept its commitments to lead or implement actions in PLIP's Strategy/Action Plan.	0.00% 0	16.67% 2	25.00% 3	33.33% 4	0.00% 0	25.00% 3	12	2.42
l. In the past 12 months, my organization changed its programming or practices because of its involvement with PLIP.	0.00% 0	41.67% 5	16.67% 2	25.00% 3	0.00% 0	16.67% 2	12	2.33

Q13 Additional Comments

Answered: 1 Skipped: 16

Q14 A sample of these comments may be used in our reports to Immigration, Refugees and Citizenship Canada (IRCC) or in other communications.

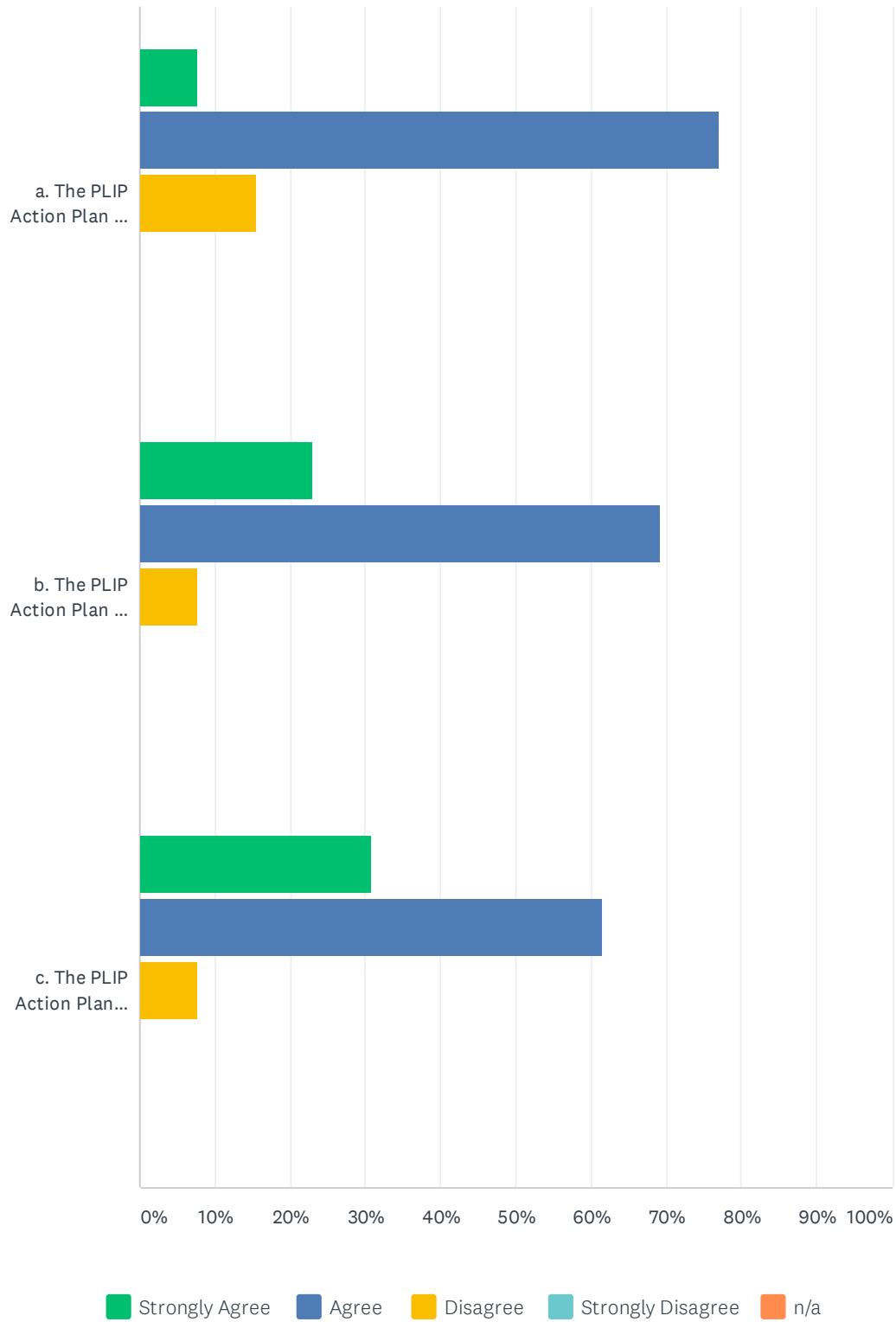
Answered: 13 Skipped: 4



ANSWER CHOICES	RESPONSES	
a. I consent to the use of any of my comments from Question 47	100.00%	13
b. Please do not use any of the comments I made in Question 47.	0.00%	0
TOTAL		13

Q15 FINAL QUESTIONS – SOCIAL WELL-BEING

Answered: 13 Skipped: 4



	STRONGLY AGREE	AGREE	DISAGREE	STRONGLY DISAGREE	N/A	TOTAL	WEIGHTED AVERAGE
a. The PLIP Action Plan is helping to prevent social/community issues.	7.69% 1	76.92% 10	15.38% 2	0.00% 0	0.00% 0	13	2.08
b. The PLIP Action Plan is helping to remove barriers to participation in civic life.	23.08% 3	69.23% 9	7.69% 1	0.00% 0	0.00% 0	13	1.85
c. The PLIP Action Plan advances the needs of diverse people through planning and delivery.	30.77% 4	61.54% 8	7.69% 1	0.00% 0	0.00% 0	13	1.77